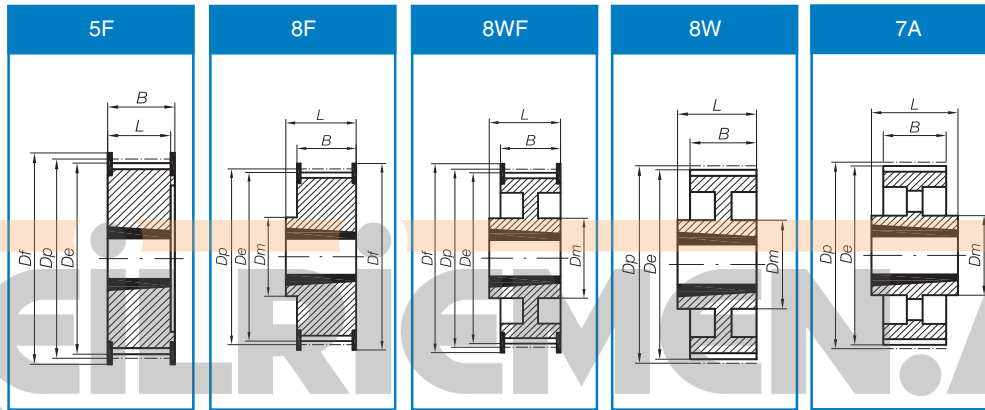


HTD Profile Taper Bore

5mm Pitch 5M-15 (15mm Wide Belt)

(For use with HTD Profile belts only)

Code	Teeth	Type	Dp	De	Df	Dm	B	L	Taper Bush	Material
34-5M-15	34	8F	54.11	53.0	57.0	43	21	22	1008	S
36-5M-15	36	8F	57.3	56.0	60	44	21	22	1108	S
38-5M-15	38	8F	60.5	59.0	66	48	21	22	1108	S
40-5M-15	40	8F	63.7	63.0	71	52	21	22	1108	S
44-5M-15	44	8F	70.0	69.0	75	54	21	22	1108	S
48-5M-15	48	8F	76.4	75.0	83	64	21	22	1210	S
56-5M-15	56	8F	89.1	88.0	93	70	21	22	1210	S
64-5M-15	64	8F	101.9	101.0	106	78	21	22	1210	S
72-5M-15	72	8F	114.6	113.0	119	90	21	22	1610	S
80-5M-15	80	8F	127.3	126.0	135	92	21	22	1610	S
90-5M-15	90	7A	143.2	142.0	-	92	21	22	1610	S
112-5M-15	112	7A	178.3	177.0	-	92	21	22	1610	S
136-5M-15	136	7A	216.5	215.0	-	106	21	22	2012	S
150-5M-15	150	7A	238.7	238.0	-	106	21	22	2012	S



Material
 AL = Aluminium
 CI* = Cast iron
 S = Steel

8mm Pitch 8M-20 (20mm Wide Belt)

Code	Teeth	Type	Dp	De	Df	Dm	B	L	Taper Bush	Material
22 - 8M - 20	22	5F	56.02	54.65	60	-	28	22	1008	S
24 - 8M - 20	24	5F	61.12	59.75	66	-	28	22	1108	S
26 - 8M - 20	26	5F	66.21	64.84	70	-	28	22	1108	S
28 - 8M - 20	28	5F	71.30	70.08	75	-	28	22	1108	S
30 - 8M - 20	30	5F	76.39	75.13	83	-	28	22	1108	S
32 - 8M - 20	32	5F	81.49	80.16	87	-	28	25	1610	S
34 - 8M - 20	34	5F	86.58	85.22	91	-	28	25	1610	S
36 - 8M - 20	36	5F	91.67	90.30	97	-	28	25	1610	S
38 - 8M - 20	38	5F	96.77	95.39	102	-	28	25	1610	S
40 - 8M - 20	40	5F	101.86	100.49	106	-	28	25	1610	S
44 - 8M - 20	44	8F	112.05	110.67	120	92	28	32	2012	S
48 - 8M - 20	48	8F	122.23	120.86	128	96	28	32	2012	S
56 - 8M - 20	56	8F	142.60	141.23	150	110	28	32	2012	S
64 - 8M - 20	64	8WF	162.97	161.60	168	110	28	32	2012	S
72 - 8M - 20	72	8WF	183.35	181.97	192	110	28	32	2012	S
80 - 8M - 20	80	8W	203.72	202.35	-	110	28	32	2012	CI
90 - 8M - 20	90	8W	229.18	227.81	-	110	28	32	2012	CI

Df and Dm can vary without notice. During manufacturing, the lightening relief may vary slightly.

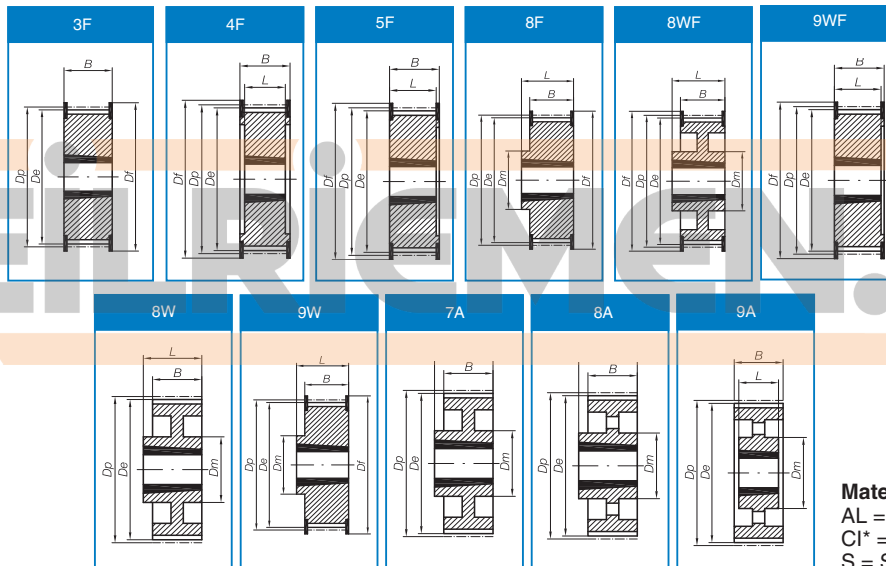
*Cast Iron items may be manufactured from steel depending upon current production availability. This may cause slight variations to non-critical dimensions. Please inform us at order placement if you are unable to accept this variation.

All dimensions in millimetres unless otherwise stated. Every effort has been taken to ensure that the data listed in this catalogue is correct. Challenge accepts no liability for any inaccuracies or damage caused

HTD Profile Taper Bore

8mm Pitch 8M-30 (30mm Wide Belt)

Code	Teeth	Type	Dp	De	Df	Dm	B	L	Taper Bush	Material
22 - 8M - 30	22	5F	56.02	54.65	60	-	38	22	1008	S
24 - 8M - 30	24	5F	61.12	59.75	66	-	38	22	1108	S
26 - 8M - 30	26	5F	66.21	64.84	70	-	28	22	1108	S
28 - 8M - 30	28	5F	71.30	70.08	75	-	38	25	1210	S
30 - 8M - 30	30	3F	76.39	75.13	83	-	38	38	1615	S
32 - 8M - 30	32	3F	81.49	80.16	87	-	38	38	1615	S
34 - 8M - 30	34	3F	86.58	85.22	91	-	38	38	1615	S
36 - 8M - 30	36	3F	91.67	90.30	97	-	38	38	1615	S
38 - 8M - 30	38	3F	96.77	95.39	102	-	38	38	1615	S
40 - 8M - 30	40	3F	101.86	100.49	106	-	38	38	1615	S
44 - 8M - 30	44	4F	112.05	110.67	120	-	38	32	2012	S
48 - 8M - 30	48	4F	122.23	120.86	128	-	38	32	2012	S
56 - 8M - 30	56	4F	142.60	141.23	150	-	38	32	2012	S
64 - 8M - 30	64	8F	162.97	161.60	168	125	38	45	2517	S
72 - 8M - 30	72	8WF	183.35	181.97	192	125	38	45	2517	S
80 - 8M - 30	80	8W	203.72	202.35	-	125	38	45	2517	CI
90 - 8M - 30	90	8W	229.18	227.81	-	125	38	45	2517	CI
112 - 8M - 30	112	8A	285.21	283.83	-	125	38	45	2517	CI
144 - 8M - 30	144	8A	366.69	365.32	-	125	38	45	2517	CI



Material
 AL = Aluminium
 CI* = Cast iron
 S = Steel

8mm Pitch 8M-50 (50mm Wide Belt)

Code	Teeth	Type	Dp	De	Df	Dm	B	L	Taper Bush	Material
28 - 8M - 50	28	4F	71.30	70.08	75	-	60	25	1210	S
30 - 8M - 50	30	5F	76.39	75.13	83	-	60	38	1615	S
32 - 8M - 50	32	5F	81.49	80.16	87	-	60	38	1615	S
34 - 8M - 50	34	5F	86.58	85.22	91	-	60	38	1615	S
36 - 8M - 50	36	5F	91.67	90.30	97	-	60	38	1615	S
38 - 8M - 50	38	5F	96.77	95.39	102	-	60	38	1615	S
40 - 8M - 50	40	4F	101.86	100.49	106	-	60	32	2012	S
44 - 8M - 50	44	4F	112.05	110.67	120	-	60	32	2012	S
48 - 8M - 50	48	4F	122.23	120.86	128	-	60	32	2012	S
56 - 8M - 50	56	4F	142.60	141.23	150	-	60	45	2517	S
64 - 8M - 50	64	4F	162.97	161.60	168	-	60	45	2517	S
72 - 8M - 50	72	9WF	183.35	181.97	192	125	60	45	2517	S
80 - 8M - 50	80	9W	203.72	202.35	-	150	60	51	3020	CI
90 - 8M - 50	90	9W	229.18	227.81	-	160	60	51	3020	CI
112 - 8M - 50	112	9A	285.21	283.83	-	170	60	51	3020	CI
144 - 8M - 50	144	9A	366.69	365.32	-	170	60	51	3020	CI
168 - 8M - 50	168	7A	427.81	426.44	-	198	60	65	3525	CI
192 - 8M - 50	192	7A	488.92	487.55	-	198	60	65	3525	CI

Df and Dm can vary without notice. During manufacturing, the lightening relief may vary slightly.

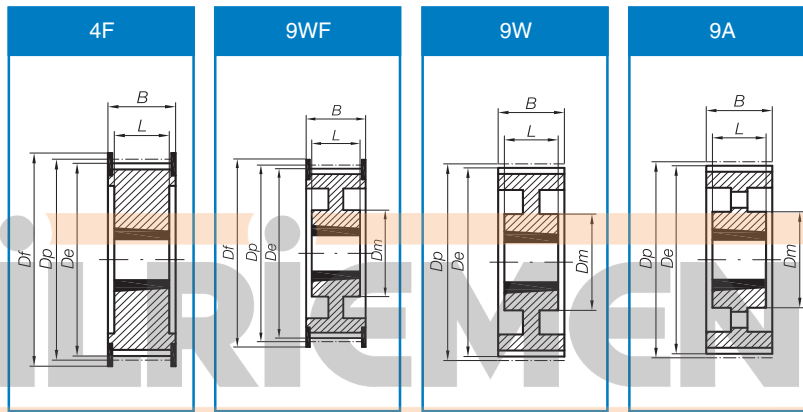
*Cast Iron items may be manufactured from steel depending upon current production availability. This may cause slight variations to non-critical dimensions. Please inform us at order placement if you are unable to accept this variation.

Every effort has been taken to ensure that the data listed in this catalogue is correct. Challenge accepts no liability for any inaccuracies or damage caused. All dimensions in millimetres unless otherwise stated.

HTD Profile Taper Bore

8mm Pitch 8M-85 (85mm Wide Belt)

Code	Teeth	Type	Dp	De	Df	Dm	B	L	Taper Bush	Material
34 - 8M - 85	34	4F	86.58	85.22	91	-	95	38	1615	S
36 - 8M - 85	36	4F	91.67	90.30	97	-	95	38	1615	S
38 - 8M - 85	38	4F	96.77	95.39	102	-	95	38	1615	S
40 - 8M - 85	40	4F	101.86	100.49	106	-	95	32	2012	S
44 - 8M - 85	44	4F	112.05	110.67	120	-	95	32	2012	S
48 - 8M - 85	48	4F	122.23	120.86	128	-	95	45	2517	S
56 - 8M - 85	56	4F	142.60	141.23	150	-	95	45	2517	S
64 - 8M - 85	64	4F	162.97	161.60	168	-	95	45	2517	S
72 - 8M - 85	72	4F	183.35	181.97	192	-	95	51	3020	S
80 - 8M - 85	80	9W	203.72	202.35	-	145	95	51	3020	CI
90 - 8M - 85	90	9W	229.18	227.81	-	170	95	51	3020	CI
112 - 8M - 85	112	9A	285.21	283.83	-	170	95	51	3020	CI
144 - 8M - 85	144	9A	366.69	365.32	-	198	95	65	3525	CI
168 - 8M - 85	168	9A	427.81	426.44	-	198	95	65	3525	CI
192 - 8M - 85	192	9A	488.92	487.55	-	198	95	65	3525	CI



Material
 AL = Aluminium
 CI* = Cast iron
 S = Steel

14mm Pitch 14M-40 (40mm Wide Belt)

Code	Teeth	Type	Dp	De	Df	Dm	B	L	Taper Bush	Material
28 - 14M - 40	28	4F	124.78	121.98	128	-	54	32	2012	S
29 - 14M - 40	29	4F	129.23	126.44	138	-	54	32	2012	S
30 - 14M - 40	30	4F	133.69	130.90	138	-	54	32	2012	S
32 - 14M - 40	32	4F	142.60	139.81	154	-	54	32	2012	S
34 - 14M - 40	34	4F	151.51	148.72	160	-	54	45	2517	S
36 - 14M - 40	36	4F	160.43	157.68	168	-	54	45	2517	S
38 - 14M - 40	38	4F	169.34	166.60	183	-	54	45	2517	S
40 - 14M - 40	40	4F	178.25	175.49	188	-	54	45	2517	S
44 - 14M - 40	44	4F	196.08	193.28	211	-	54	51	3020	S
48 - 14M - 40	48	4F	213.90	211.11	226	-	54	51	3020	S
56 - 14M - 40	56	9WF	249.55	246.76	256	170	54	51	3020	S
64 - 14M - 40	64	9WF	285.21	282.41	296	170	54	51	3020	CI
72 - 14M - 40	72	9A	320.86	318.06	-	170	54	51	3020	CI
80 - 14M - 40	80	9A	356.51	353.71	-	170	54	51	3020	CI
90 - 14M - 40	90	9A	401.07	398.28	-	170	54	51	3020	CI
112 - 14M - 40	112	9A	499.11	496.32	-	170	54	51	3020	CI
144 - 14M - 40	144	9A	641.71	638.92	-	170	54	51	3020	CI
168 - 14M - 40	168	9A	748.66	745.87	-	170	54	51	3020	CI
192 - 14M - 40	192	9A	855.62	852.82	-	170	54	51	3020	CI
216 - 14M - 40	216	9A	962.57	959.76	-	170	54	51	3020	CI

Df and Dm can vary without notice. During manufacturing, the lightening relief may vary slightly.

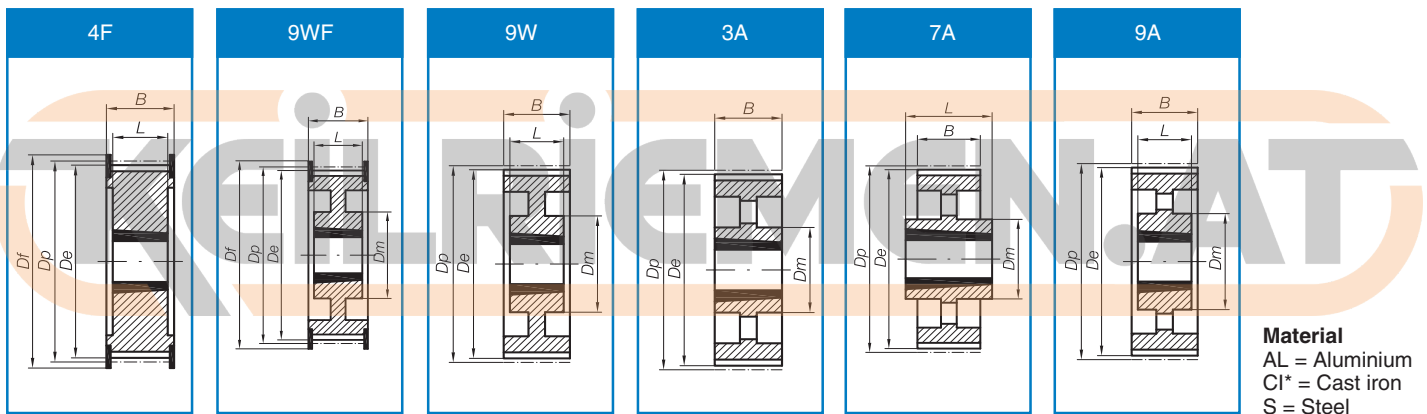
*Cast Iron items may be manufactured from steel depending upon current production availability. This may cause slight variations to non-critical dimensions. Please inform us at order placement if you are unable to accept this variation.

All dimensions in millimetres unless otherwise stated. Every effort has been taken to ensure that the data listed in this catalogue is correct. Challenge accepts no liability for any inaccuracies or damage caused

HTD Profile Taper Bore

14mm Pitch 14M-55 (55mm Wide Belt)

Code	Teeth	Type	Dp	De	Df	Dm	B	L	Taper Bush	Material
28 - 14M - 55	28	4F	124.78	121.98	128	-	70	32	2012	S
29 - 14M - 55	29	4F	129.23	126.44	138	-	70	32	2012	S
30 - 14M - 55	30	4F	133.69	130.90	138	-	70	45	2517	S
32 - 14M - 55	32	4F	142.60	139.81	154	-	70	45	2517	S
34 - 14M - 55	34	4F	151.51	148.72	160	-	70	45	2517	S
36 - 14M - 55	36	4F	160.43	157.68	168	-	70	45	2517	S
38 - 14M - 55	38	4F	169.34	166.60	183	-	70	45	2517	S
40 - 14M - 55	40	4F	178.25	175.49	188	-	70	45	2517	S
44 - 14M - 55	44	4F	196.08	193.28	211	-	70	51	3020	S
48 - 14M - 55	48	4F	213.90	211.11	226	-	70	51	3020	S
56 - 14M - 55	56	9WF	249.55	246.76	256	170	70	51	3020	S
64 - 14M - 55	64	9WF	285.21	282.41	296	170	70	51	3020	CI
72 - 14M - 55	72	9A	320.86	318.06	-	170	70	51	3020	CI
80 - 14M - 55	80	9A	356.51	353.71	-	170	70	51	3020	CI
90 - 14M - 55	90	9A	401.07	398.28	-	170	70	51	3020	CI
112 - 14M - 55	112	9A	499.11	496.32	-	170	70	51	3020	CI
144 - 14M - 55	144	9A	641.71	638.92	-	170	70	51	3020	CI
168 - 14M - 55	168	9A	748.66	745.87	-	170	70	51	3020	CI
192 - 14M - 55	192	9A	855.62	852.82	-	170	70	51	3020	CI
216 - 14M - 55	216	7A	962.57	959.76	-	190	70	89	3535	CI



14mm Pitch 14M-85 (85mm Wide Belt)

Code	Teeth	Type	Dp	De	Df	Dm	B	L	Taper Bush	Material
28 - 14M - 85	28	4F	124.78	121.98	128	-	102	45	2517	S
29 - 14M - 85	29	4F	129.23	126.44	138	-	102	45	2517	S
30 - 14M - 85	30	4F	133.69	130.90	138	-	102	45	2517	S
32 - 14M - 85	32	4F	142.60	139.81	154	-	102	45	2517	S
34 - 14M - 85	34	4F	151.51	148.72	160	-	102	45	2517	S
36 - 14M - 85	36	4F	160.43	157.68	168	-	102	51	3020	S
38 - 14M - 85	38	4F	169.34	166.60	183	-	102	51	3020	S
40 - 14M - 85	40	4F	178.25	175.49	188	-	102	51	3020	S
44 - 14M - 85	44	4F	196.08	193.28	211	-	102	51	3020	S
48 - 14M - 85	48	4F	213.90	211.11	226	-	102	51	3020	S
56 - 14M - 85	56	4F	249.55	246.76	256	-	102	65	3525	S
64 - 14M - 85	64	9WF	285.21	282.41	296	190	102	65	3525	CI
72 - 14M - 85	72	9W	320.86	318.06	-	190	102	65	3525	CI
80 - 14M - 85	80	9A	356.51	353.71	-	190	102	65	3525	CI
90 - 14M - 85	90	9A	401.07	398.28	-	190	102	65	3525	CI
112 - 14M - 85	112	9A	499.11	496.32	-	190	102	65	3525	CI
144 - 14M - 85	144	9A	641.71	638.92	-	190	102	65	3525	CI
168 - 14M - 85	168	9A	748.66	745.87	-	190	102	65	3525	CI
192 - 14M - 85	192	3A	855.62	852.82	-	230	102	102	4040	CI
216 - 14M - 85	216	3A	962.57	959.76	-	230	102	102	4040	CI

Df and Dm can vary without notice. During manufacturing, the lightening relief may vary slightly.

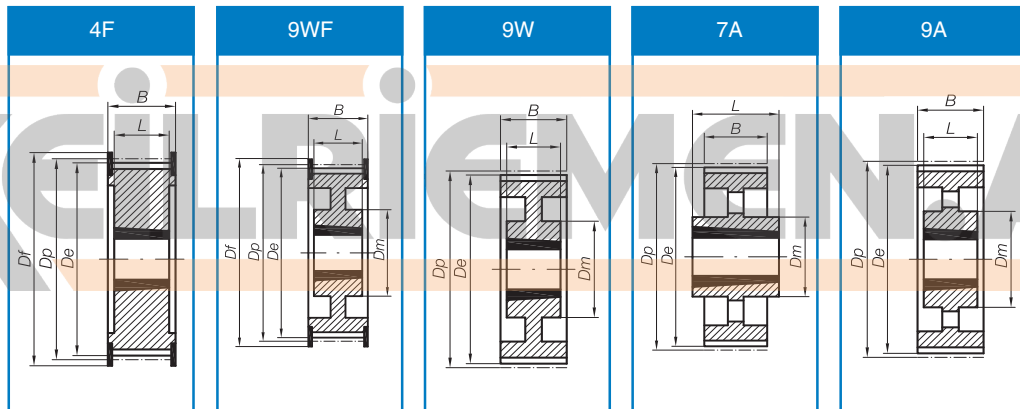
*Cast Iron items may be manufactured from steel depending upon current production availability. This may cause slight variations to non-critical dimensions. Please inform us at order placement if you are unable to accept this variation.

Every effort has been taken to ensure that the data listed in this catalogue is correct. Challenge accepts no liability for any inaccuracies or damage caused. All dimensions in millimetres unless otherwise stated.

HTD Profile Taper Bore

14mm Pitch 14M-115 (115mm Wide Belt)

Code	Teeth	Type	Dp	De	Df	Dm	B	L	Taper Bush	Material
29 - 14M - 115	29	4F	129.23	126.44	138	-	133	45	2517	S
30 - 14M - 115	30	4F	133.69	130.90	138	-	133	45	2517	S
32 - 14M - 115	32	4F	142.60	139.81	154	-	133	45	2517	S
34 - 14M - 115	34	4F	151.51	148.72	160	-	133	45	2517	S
36 - 14M - 115	36	4F	160.43	157.68	168	-	133	51	3020	S
38 - 14M - 115	38	4F	169.34	166.60	183	-	133	51	3020	S
40 - 14M - 115	40	4F	178.25	175.49	188	-	133	51	3020	S
44 - 14M - 115	44	4F	196.08	193.28	211	-	133	76	3030	S
48 - 14M - 115	48	4F	213.90	211.11	226	-	133	76	3030	S
56 - 14M - 115	56	4F	249.55	246.76	256	-	133	89	3535	S
64 - 14M - 115	64	9WF	285.21	282.41	296	190	133	89	3535	CI
72 - 14M - 115	72	9W	320.86	318.06	-	190	133	89	3535	CI
80 - 14M - 115	80	9A	356.51	353.71	-	190	133	89	3535	CI
90 - 14M - 115	90	9A	401.07	398.28	-	190	133	89	3535	CI
112 - 14M - 115	112	9A	499.11	496.32	-	190	133	89	3535	CI
144 - 14M - 115	144	9A	641.71	638.92	-	230	133	102	4040	CI
168 - 14M - 115	168	9A	748.66	745.87	-	230	133	102	4040	CI
192 - 14M - 115	192	9A	855.62	852.82	-	230	133	102	4040	CI
216 - 14M - 115	216	9A	962.57	959.76	-	230	133	102	4040	CI
216 - 14M - 55	216	7A	962.57	959.76	-	190	70	89	3535	CI



Material
 AL = Aluminium
 CI* = Cast iron
 S = Steel

14mm Pitch 14M-170 (170mm Wide Belt)

Code	Teeth	Type	Dp	De	Df	Dm	B	L	Taper Bush	Material
38 - 14M - 170	38	4F	169.34	166.60	183	-	187	76	3030	S
40 - 14M - 170	40	4F	178.25	175.49	188	-	187	76	3030	S
44 - 14M - 170	44	4F	196.08	193.28	211	-	187	89	3535	S
48 - 14M - 170	48	4F	213.90	211.11	226	-	187	89	3535	S
56 - 14M - 170	56	4F	249.55	246.76	256	-	187	89	3535	S
64 - 14M - 170	64	4F	285.21	282.41	296	-	187	102	4040	CI
72 - 14M - 170	72	9W	320.86	318.06	-	230	187	102	4040	CI
80 - 14M - 170	80	9W	356.51	353.71	-	230	187	102	4040	CI
90 - 14M - 170	90	9A	401.07	398.28	-	230	187	102	4040	CI
112 - 14M - 170	112	9A	499.11	496.32	-	265	187	127	5050	CI
144 - 14M - 170	144	9A	641.71	638.92	-	265	187	127	5050	CI
168 - 14M - 170	168	9A	748.66	745.87	-	265	187	127	5050	CI
192 - 14M - 170	192	9A	855.62	852.82	-	265	187	127	5050	CI
216 - 14M - 170	216	9A	962.57	959.76	-	265	187	127	5050	CI

Df and Dm can vary without notice. During manufacturing, the lightening relief may vary slightly.

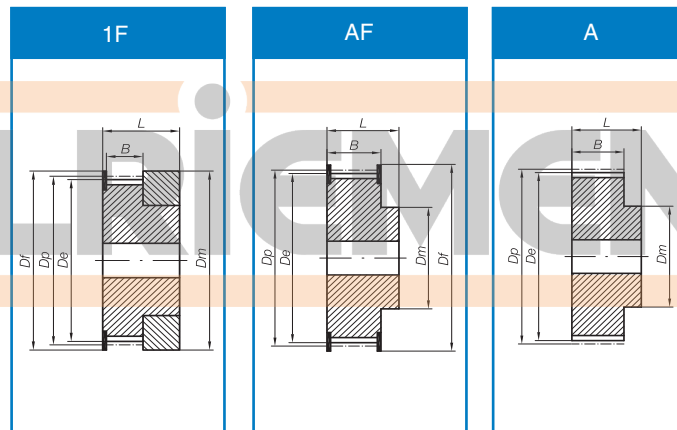
*Cast Iron items may be manufactured from steel depending upon current production availability. This may cause slight variations to non-critical dimensions. Please inform us at order placement if you are unable to accept this variation.

All dimensions in millimetres unless otherwise stated. Every effort has been taken to ensure that the data listed in this catalogue is correct. Challenge accepts no liability for any inaccuracies or damage caused

HTD Profile Pilot Bore

3mm Pitch 3M-06 (6mm Wide Belt)

Code	Teeth	Type	Dp	De	Df	Dm	B	L	Material
10 - 3M - 06	10	1F	9.55	8.79	13.0	13.0	7.2	14.5	AL
12 - 3M - 06	12	1F	11.46	10.70	15.0	15.0	7.2	14.5	AL
14 - 3M - 06	14	1F	13.37	12.61	16.0	16.0	7.2	14.5	AL
15 - 3M - 06	15	1F	14.32	13.56	17.5	17.5	7.2	14.5	AL
16 - 3M - 06	16	AF	15.28	14.52	17.5	10.0	9.8	17.5	AL
18 - 3M - 06	18	AF	17.19	16.43	20.0	11.0	9.8	17.5	AL
20 - 3M - 06	20	AF	19.10	18.34	23.0	13.0	9.8	17.5	AL
21 - 3M - 06	21	AF	20.05	19.29	25.0	13.0	9.8	17.5	AL
22 - 3M - 06	22	AF	21.01	20.25	25.0	13.0	9.8	17.5	AL
24 - 3M - 06	24	AF	22.92	22.16	25.0	13.0	9.8	17.5	AL
26 - 3M - 06	26	AF	24.83	24.07	28.0	16.0	9.8	17.5	AL
28 - 3M - 06	28	AF	26.74	25.98	32.0	18.0	9.8	17.5	AL
30 - 3M - 06	30	AF	28.65	27.89	32.0	20.0	9.8	17.5	AL
32 - 3M - 06	32	AF	30.56	29.80	36.0	22.0	9.8	17.5	AL
36 - 3M - 06	36	AF	34.38	33.62	39.0	26.0	10.3	18.0	AL
40 - 3M - 06	40	AF	38.20	37.44	42.0	28.0	10.3	18.0	AL
44 - 3M - 06	44	AF	42.02	41.25	48.0	33.0	10.3	18.0	AL
48 - 3M - 06	48	A	45.84	45.07	-	33.0	10.3	18.6	AL
60 - 3M - 06	60	A	57.30	56.53	-	33.0	10.3	18.6	AL
72 - 3M - 06	72	A	68.75	67.99	-	33.0	10.3	18.6	AL



Material
 AL = Aluminium
 CI* = Cast iron
 S = Steel

3mm Pitch 3M-09 (9mm Wide Belt)

Code	Teeth	Type	Dp	De	Df	Dm	B	L	Material
10 - 3M - 09	10	1F	9.55	8.79	13.0	13.0	10.2	17.5	AL
12 - 3M - 09	12	1F	11.46	10.70	15.0	15.0	10.2	17.5	AL
14 - 3M - 09	14	1F	13.37	12.61	16.0	16.0	10.2	17.5	AL
15 - 3M - 09	15	1F	14.32	13.56	17.5	17.5	10.2	17.5	AL
16 - 3M - 09	16	AF	15.28	14.52	17.5	10.0	12.8	20.6	AL
18 - 3M - 09	18	AF	17.19	16.43	20.0	11.0	12.8	20.6	AL
20 - 3M - 09	20	AF	19.10	18.34	23.0	13.0	12.8	20.6	AL
21 - 3M - 09	21	AF	20.05	19.29	25.0	13.0	12.8	20.6	AL
22 - 3M - 09	22	AF	21.01	20.25	25.0	13.0	12.8	20.6	AL
24 - 3M - 09	24	AF	22.92	22.16	25.0	13.0	12.8	20.6	AL
26 - 3M - 09	26	AF	24.83	24.07	28.0	16.0	12.8	20.6	AL
28 - 3M - 09	28	AF	26.74	25.98	32.0	18.0	12.8	20.6	AL
30 - 3M - 09	30	AF	28.65	27.89	32.0	20.0	12.8	20.6	AL
32 - 3M - 09	32	AF	30.56	29.80	36.0	22.0	12.8	20.6	AL
36 - 3M - 09	36	AF	34.38	33.62	39.0	26.0	13.4	22.2	AL
40 - 3M - 09	40	AF	38.20	37.44	42.0	28.0	13.4	22.2	AL
44 - 3M - 09	44	AF	42.02	41.25	48.0	33.0	13.4	22.2	AL
48 - 3M - 09	48	A	45.84	45.07	-	33.0	13.4	22.2	AL
60 - 3M - 09	60	A	57.30	56.53	-	33.0	13.4	22.2	AL
72 - 3M - 09	72	A	68.75	67.99	-	33.0	13.4	22.2	AL

Df and Dm can vary without notice. During manufacturing, the lightening relief may vary slightly.

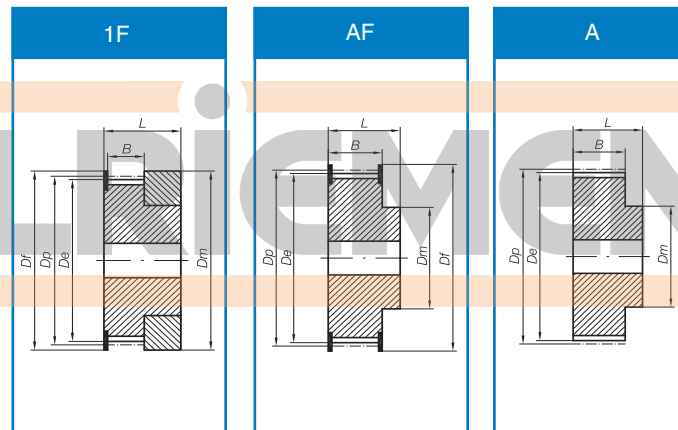
*Cast Iron items may be manufactured from steel depending upon current production availability. This may cause slight variations to non-critical dimensions. Please inform us at order placement if you are unable to accept this variation.

All dimensions in millimetres unless otherwise stated. Every effort has been taken to ensure that the data listed in this catalogue is correct. Challenge accepts no liability for any inaccuracies or damage caused

HTD Profile Pilot Bore

3mm Pitch 3M-15 (15mm Wide Belt)

Code	Teeth	Type	Dp	De	Df	Dm	B	L	Material
10 - 3M - 15	10	1F	9.55	8.79	13.0	13.0	17.0	26.0	AL
12 - 3M - 15	12	1F	11.46	10.70	15.0	15.0	17.0	26.0	AL
14 - 3M - 15	14	1F	13.37	12.61	16.0	16.0	17.0	26.0	AL
15 - 3M - 15	15	1F	14.32	13.56	17.5	17.5	17.0	26.0	AL
16 - 3M - 15	16	AF	15.28	14.52	17.5	10.0	19.5	26.0	AL
18 - 3M - 15	18	AF	17.19	16.43	20.0	11.0	19.5	26.0	AL
20 - 3M - 15	20	AF	19.10	18.34	23.0	13.0	19.5	26.0	AL
21 - 3M - 15	21	AF	20.05	19.29	25.0	13.0	19.5	26.0	AL
22 - 3M - 15	22	AF	21.01	20.25	25.0	13.0	19.5	26.0	AL
24 - 3M - 15	24	AF	22.92	22.16	25.0	13.0	19.5	26.0	AL
26 - 3M - 15	26	AF	24.83	24.07	28.0	16.0	19.5	26.0	AL
28 - 3M - 15	28	AF	26.74	25.98	32.0	18.0	19.5	26.0	AL
30 - 3M - 15	30	AF	28.65	27.89	32.0	20.0	19.5	26.0	AL
32 - 3M - 15	32	AF	30.56	29.80	36.0	22.0	19.5	26.0	AL
36 - 3M - 15	36	AF	34.38	33.62	39.0	26.0	20.0	30.0	AL
40 - 3M - 15	40	AF	38.20	37.44	42.0	28.0	20.0	30.0	AL
44 - 3M - 15	44	AF	42.02	41.25	48.0	33.0	20.0	30.0	AL
48 - 3M - 15	48	A	45.84	45.07	-	33.0	20.0	30.0	AL
60 - 3M - 15	60	A	57.30	56.53	-	33.0	20.0	30.0	AL
72 - 3M - 15	72	A	68.75	67.99	-	33.0	20.0	30.0	AL



Material
 AL = Aluminium
 CI* = Cast iron
 S = Steel

Df and Dm can vary without notice. During manufacturing, the lightening relief may vary slightly.

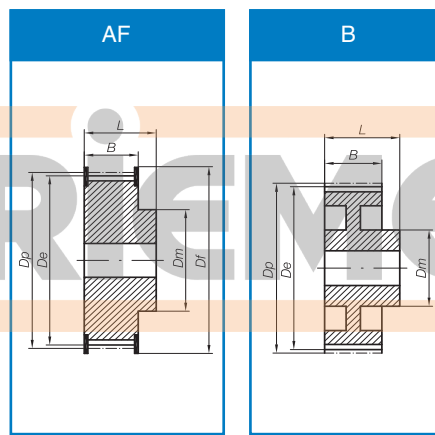
*Cast Iron items may be manufactured from steel depending upon current production availability. This may cause slight variations to non-critical dimensions. Please inform us at order placement if you are unable to accept this variation.

Every effort has been taken to ensure that the data listed in this catalogue is correct. Challenge accepts no liability for any inaccuracies or damage caused. All dimensions in millimetres unless otherwise stated.

HTD Profile Pilot Bore

5mm Pitch 5M-09 (9mm Wide Belt)

Code	Teeth	Type	Dp	De	Df	Dm	B	L	Material
12 - 5M - 09	12	AF	19.09	17.95	23.0	12.0	14.5	20.0	S
14 - 5M - 09	14	AF	22.28	21.14	25.0	13.0	14.5	20.0	S
15 - 5M - 09	15	AF	23.87	22.73	28.0	16.0	14.5	20.0	S
16 - 5M - 09	16	AF	25.46	24.32	28.0	16.2	14.5	20.0	S
18 - 5M - 09	18	AF	28.65	27.50	32.0	20.0	14.5	20.0	S
20 - 5M - 09	20	AF	31.83	30.69	36.0	23.0	14.5	22.5	S
21 - 5M - 09	21	AF	33.42	32.28	38.0	24.0	14.5	22.5	S
22 - 5M - 09	22	AF	35.01	33.87	39.0	25.5	14.5	22.5	S
24 - 5M - 09	24	AF	38.20	37.05	42.0	27.0	14.5	22.5	S
26 - 5M - 09	26	AF	41.38	40.24	44.0	30.0	14.5	22.5	S
28 - 5M - 09	28	AF	44.56	43.42	48.0	30.5	14.5	22.5	S
30 - 5M - 09	30	AF	47.75	46.60	51.0	35.0	14.5	22.5	S
32 - 5M - 09	32	AF	50.93	49.79	54.0	38.0	14.5	22.5	S
36 - 5M - 09	36	AF	57.30	56.15	60.0	38.0	14.5	22.5	S
40 - 5M - 09	40	AF	63.66	62.52	71.0	38.0	14.5	22.5	S
44 - 5M - 09	44	B	70.03	68.89	-	38.0	14.5	25.5	AL
48 - 5M - 09	48	B	76.39	75.25	-	45.0	14.5	25.5	AL
60 - 5M - 09	60	B	95.49	94.35	-	45.0	14.5	25.5	AL
72 - 5M - 09	72	B	114.59	113.45	-	45.0	14.5	25.5	AL



Material
 AL = Aluminium
 CI* = Cast iron
 S = Steel

5mm Pitch 5M-15 (15mm Wide Belt)

Code	Teeth	Type	Dp	De	Df	Dm	B	L	Material
12 - 5M - 15	12	AF	19.09	17.95	23.0	12.0	20.5	26.0	S
14 - 5M - 15	14	AF	22.28	21.14	25.0	13.0	20.5	26.0	S
15 - 5M - 15	15	AF	23.87	22.73	28.0	16.0	20.5	26.0	S
16 - 5M - 15	16	AF	25.46	24.32	28.0	16.2	20.5	26.0	S
18 - 5M - 15	18	AF	28.65	27.50	32.0	20.0	20.5	26.0	S
20 - 5M - 15	20	AF	31.83	30.69	36.0	23.0	20.5	26.0	S
21 - 5M - 15	21	AF	33.42	32.28	38.0	24.0	20.5	26.0	S
22 - 5M - 15	22	AF	35.01	33.87	39.0	25.5	20.5	26.0	S
24 - 5M - 15	24	AF	38.20	37.05	42.0	27.0	20.5	28.0	S
26 - 5M - 15	26	AF	41.38	40.24	44.0	30.0	20.5	28.0	S
28 - 5M - 15	28	AF	44.56	43.42	48.0	30.5	20.5	28.0	S
30 - 5M - 15	30	AF	47.75	46.60	51.0	35.0	20.5	28.0	S
32 - 5M - 15	32	AF	50.93	49.79	54.0	38.0	20.5	28.0	S
36 - 5M - 15	36	AF	57.30	56.15	60.0	38.0	20.5	28.0	S
40 - 5M - 15	40	AF	63.66	62.52	71.0	38.0	20.5	28.0	S
44 - 5M - 15	44	B	70.03	68.89	-	38.0	20.5	30.0	AL
48 - 5M - 15	48	B	76.39	75.25	-	40.0	20.5	30.0	AL
60 - 5M - 15	60	B	95.49	94.35	-	50.0	20.5	30.0	AL
72 - 5M - 15	72	B	114.59	113.45	-	50.0	20.5	30.0	AL

Df and Dm can vary without notice. During manufacturing, the lightening relief may vary slightly.

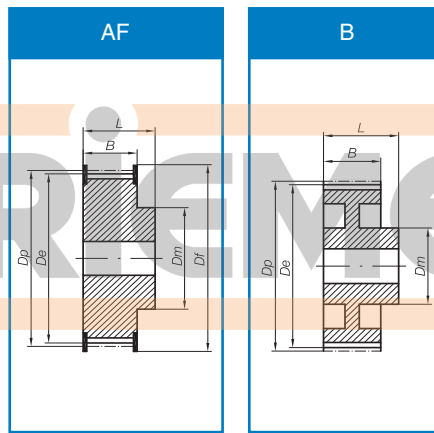
*Cast Iron items may be manufactured from steel depending upon current production availability. This may cause slight variations to non-critical dimensions. Please inform us at order placement if you are unable to accept this variation.

All dimensions in millimetres unless otherwise stated. Every effort has been taken to ensure that the data listed in this catalogue is correct. Challenge accepts no liability for any inaccuracies or damage caused

HTD Profile Pilot Bore

5mm Pitch 5M-25 (25mm Wide Belt)

Code	Teeth	Type	Dp	De	Df	Dm	B	L	Material
12 - 5M - 25	12	AF	19.09	17.95	23.0	12.0	30.5	36.0	S
14 - 5M - 25	14	AF	22.28	21.14	25.0	13.0	30.5	36.0	S
15 - 5M - 25	15	AF	23.87	22.73	28.0	16.0	30.5	36.0	S
16 - 5M - 25	16	AF	25.46	24.32	28.0	16.2	30.5	36.0	S
18 - 5M - 25	18	AF	28.65	27.50	32.0	20.0	30.5	36.0	S
20 - 5M - 25	20	AF	31.83	30.69	36.0	23.0	30.5	36.0	S
21 - 5M - 25	21	AF	33.42	32.28	38.0	24.0	30.5	38.0	S
22 - 5M - 25	22	AF	35.01	33.87	39.0	25.5	30.5	38.0	S
24 - 5M - 25	24	AF	38.20	37.05	42.0	27.0	30.5	38.0	S
26 - 5M - 25	26	AF	41.38	40.24	44.0	30.0	30.5	38.0	S
28 - 5M - 25	28	AF	44.56	43.42	48.0	30.5	30.5	38.0	S
30 - 5M - 25	30	AF	47.75	46.60	51.0	35.0	30.5	38.0	S
32 - 5M - 25	32	AF	50.93	49.79	54.0	38.0	30.5	38.0	S
36 - 5M - 25	36	AF	57.30	56.15	60.0	38.0	30.5	38.0	S
40 - 5M - 25	40	AF	63.66	62.52	71.0	38.0	30.5	38.0	S
44 - 5M - 25	44	B	70.03	68.89	-	38.0	30.5	40.0	AL
48 - 5M - 25	48	B	76.39	75.25	-	40.0	30.5	40.0	AL
60 - 5M - 25	60	B	95.49	94.35	-	50.0	30.5	40.0	AL
72 - 5M - 25	72	B	114.59	113.45	-	50.0	30.5	40.0	AL



Material
 AL = Aluminium
 CI* = Cast iron
 S = Steel

Df and Dm can vary without notice. During manufacturing, the lightening relief may vary slightly.

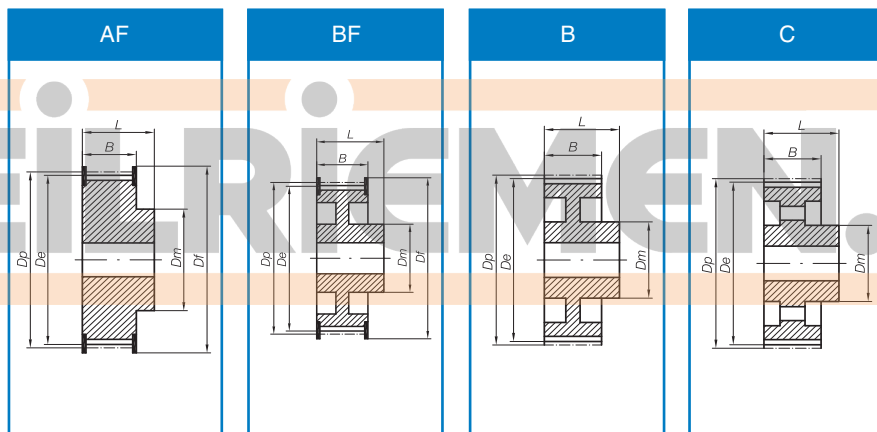
*Cast Iron items may be manufactured from steel depending upon current production availability. This may cause slight variations to non-critical dimensions. Please inform us at order placement if you are unable to accept this variation.

Every effort has been taken to ensure that the data listed in this catalogue is correct. Challenge accepts no liability for any inaccuracies or damage caused. All dimensions in millimetres unless otherwise stated.

HTD Profile Pilot Bore

8mm Pitch 8M-20 (20mm Wide Belt)

Code	Teeth	Type	Dp	De	Df	Dm	B	L	Material
22 - 8M - 20	22	AF	56.02	54.65	60	43	28	38	S
24 - 8M - 20	24	AF	61.12	59.75	66	45	28	38	S
26 - 8M - 20	26	AF	66.21	64.84	70	48	28	38	S
28 - 8M - 20	28	AF	71.30	70.08	75	50	28	38	S
30 - 8M - 20	30	AF	76.39	75.13	83	55	28	38	S
32 - 8M - 20	32	AF	81.49	80.16	87	60	28	38	S
34 - 8M - 20	34	AF	86.58	85.22	91	70	28	38	S
36 - 8M - 20	36	AF	91.67	90.30	97	70	28	38	S
38 - 8M - 20	38	AF	96.77	95.39	102	75	28	38	S
40 - 8M - 20	40	AF	101.86	100.49	106	75	28	38	S
44 - 8M - 20	44	AF	112.05	110.67	120	75	28	38	S
48 - 8M - 20	48	AF	122.23	120.86	128	75	28	38	S
56 - 8M - 20	56	BF	142.60	141.23	150	80	28	38	S
64 - 8M - 20	64	BF	162.97	161.60	168	80	28	38	S
72 - 8M - 20	72	BF	183.35	181.97	192	80	28	38	S
80 - 8M - 20	80	B	203.72	202.35	-	90	28	38	CI
90 - 8M - 20	90	B	229.18	227.81	-	90	28	38	CI
112 - 8M - 20	112	C	285.21	283.83	-	90	28	38	CI
144 - 8M - 20	144	C	366.69	365.32	-	90	28	38	CI
168 - 8M - 20	168	C	427.81	426.44	-	100	28	38	CI
192 - 8M - 20	192	C	488.92	487.55	-	100	28	38	CI



Material
 AL = Aluminium
 CI* = Cast iron
 S = Steel

8mm Pitch 8M-30 (30mm Wide Belt)

Code	Teeth	Type	Dp	De	Df	Dm	B	L	Material
22 - 8M - 30	22	AF	56.02	54.65	60	43	38	48	S
24 - 8M - 30	24	AF	61.12	59.75	66	45	38	48	S
26 - 8M - 30	26	AF	66.21	64.84	70	48	38	48	S
28 - 8M - 30	28	AF	71.30	70.08	75	50	38	48	S
30 - 8M - 30	30	AF	76.39	75.13	83	55	38	48	S
32 - 8M - 30	32	AF	81.49	80.16	87	60	38	48	S
34 - 8M - 30	34	AF	86.58	85.22	91	66	38	48	S
36 - 8M - 30	36	AF	91.67	90.30	97	70	38	48	S
38 - 8M - 30	38	AF	96.77	95.39	102	75	38	48	S
44 - 8M - 30	44	AF	112.05	110.67	120	75	38	48	S
48 - 8M - 30	48	AF	122.23	120.86	128	75	38	48	S
56 - 8M - 30	56	BF	142.60	141.23	150	90	38	48	S
64 - 8M - 30	64	BF	162.97	161.60	168	90	38	48	S
72 - 8M - 30	72	BF	183.35	181.97	192	95	38	48	S
80 - 8M - 30	80	B	203.72	202.35	-	100	38	48	CI
90 - 8M - 30	90	B	229.18	227.81	-	100	38	48	CI
112 - 8M - 30	112	C	285.21	283.83	-	100	38	48	CI
144 - 8M - 30	144	C	366.69	365.32	-	100	38	48	CI
168 - 8M - 30	168	C	427.81	426.44	-	100	38	48	CI
192 - 8M - 30	192	C	488.92	487.55	-	100	38	48	CI

Df and Dm can vary without notice. During manufacturing, the lightening relief may vary slightly.

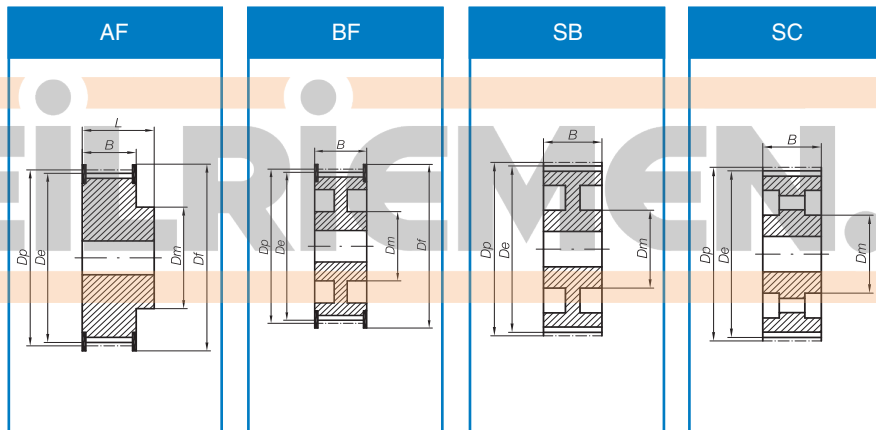
*Cast Iron items may be manufactured from steel depending upon current production availability. This may cause slight variations to non-critical dimensions. Please inform us at order placement if you are unable to accept this variation.

All dimensions in millimetres unless otherwise stated. Every effort has been taken to ensure that the data listed in this catalogue is correct. Challenge accepts no liability for any inaccuracies or damage caused

HTD Profile Pilot Bore

8mm Pitch 8M-50 (50mm Wide Belt)

Code	Teeth	Type	Dp	De	Df	Dm	B	L	Material
22 - 8M - 50	22	AF	56.02	54.65	60	43	60	70	S
24 - 8M - 50	24	AF	61.12	59.75	66	45	60	70	S
26 - 8M - 50	26	AF	66.21	64.84	70	48	60	70	S
28 - 8M - 50	28	AF	71.30	70.08	75	50	60	70	S
30 - 8M - 50	30	AF	76.39	75.13	83	55	60	70	S
32 - 8M - 50	32	AF	81.49	80.16	87	60	60	70	S
34 - 8M - 50	34	AF	86.58	85.22	91	66	60	70	S
36 - 8M - 50	36	AF	91.67	90.30	97	70	60	70	S
38 - 8M - 50	38	AF	96.77	95.39	102	75	60	70	S
40 - 8M - 50	40	AF	101.86	100.49	106	75	60	70	S
44 - 8M - 50	44	AF	112.05	110.67	120	75	60	70	S
48 - 8M - 50	48	AF	122.23	120.86	128	80	60	70	S
56 - 8M - 50	56	SBF	142.60	141.23	150	90	60	60	S
64 - 8M - 50	64	SBF	162.97	161.60	168	100	60	60	S
72 - 8M - 50	72	SBF	183.35	181.97	192	100	60	60	S
80 - 8M - 50	80	SB	203.72	202.35	-	110	60	60	CI
90 - 8M - 50	90	SB	229.18	227.81	-	110	60	60	CI
112 - 8M - 50	112	SC	285.21	283.83	-	110	60	60	CI
144 - 8M - 50	144	SC	366.69	365.32	-	110	60	60	CI
168 - 8M - 50	168	SC	427.81	426.44	-	120	60	60	CI
192 - 8M - 50	192	SC	488.92	487.55	-	130	60	60	CI



Material
 AL = Aluminium
 CI* = Cast iron
 S = Steel

8mm Pitch 8M-85 (85mm Wide Belt)

Code	Teeth	Type	Dp	De	Df	Dm	B	L	Material
22 - 8M - 85	22	AF	56.02	54.65	60	43	95	105	S
24 - 8M - 85	24	AF	61.12	59.75	66	45	95	105	S
26 - 8M - 85	26	AF	66.21	64.84	70	48	95	105	S
28 - 8M - 85	28	AF	71.30	70.08	75	50	95	105	S
30 - 8M - 85	30	AF	76.39	75.13	83	55	95	105	S
32 - 8M - 85	32	AF	81.49	80.16	87	60	95	105	S
34 - 8M - 85	34	AF	86.58	85.22	91	66	95	105	S
36 - 8M - 85	36	AF	91.67	90.30	97	70	95	105	S
38 - 8M - 85	38	AF	96.77	95.39	102	75	95	105	S
40 - 8M - 85	40	AF	101.86	100.49	106	75	95	105	S
44 - 8M - 85	44	AF	112.05	110.67	120	75	95	105	S
48 - 8M - 85	48	AF	122.23	120.86	128	80	95	105	S
56 - 8M - 85	56	AF	142.60	141.23	150	90	95	105	S
64 - 8M - 85	64	SBF	162.97	161.60	168	100	95	95	S
72 - 8M - 85	72	SBF	183.35	181.97	192	100	95	95	S
80 - 8M - 85	80	SC	203.72	202.35	-	110	95	95	CI
90 - 8M - 85	90	SC	229.18	227.81	-	110	95	95	CI
112 - 8M - 85	112	SC	285.21	283.83	-	110	95	95	CI
144 - 8M - 85	144	SC	366.69	365.32	-	110	95	95	CI
168 - 8M - 85	168	SC	427.81	426.44	-	120	95	95	CI
192 - 8M - 85	192	SC	488.92	487.55	-	130	95	95	CI

Df and Dm can vary without notice. During manufacturing, the lightening relief may vary slightly.

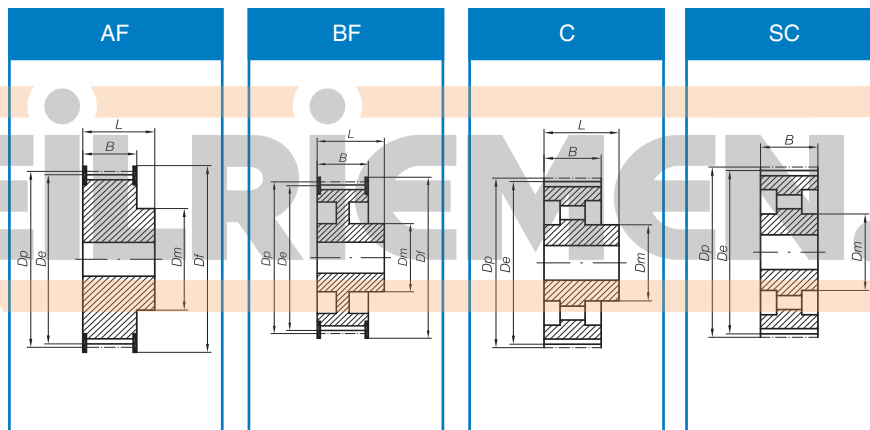
*Cast Iron items may be manufactured from steel depending upon current production availability. This may cause slight variations to non-critical dimensions. Please inform us at order placement if you are unable to accept this variation.

Every effort has been taken to ensure that the data listed in this catalogue is correct. Challenge accepts no liability for any inaccuracies or damage caused. All dimensions in millimetres unless otherwise stated.

HTD Profile Pilot Bore

14mm Pitch 14M-40 (40mm Wide Belt)

Code	Teeth	Type	Dp	De	Df	Dm	B	L	Material
28 - 14M - 40	28	AF	124.78	121.98	128	100	54	69	S
29 - 14M - 40	29	AF	129.23	126.44	138	100	54	69	S
30 - 14M - 40	30	AF	133.69	130.90	138	100	54	69	S
32 - 14M - 40	32	AF	142.60	139.81	154	100	54	69	S
34 - 14M - 40	34	AF	151.51	148.72	160	100	54	69	S
36 - 14M - 40	36	AF	160.43	157.68	168	100	54	69	S
38 - 14M - 40	38	AF	169.34	166.60	183	120	54	69	S
40 - 14M - 40	40	AF	178.25	175.49	188	120	54	69	S
44 - 14M - 40	44	AF	196.08	193.28	211	120	54	69	S
48 - 14M - 40	48	BF	213.90	211.11	226	135	54	69	CI
56 - 14M - 40	56	BF	249.55	246.76	256	135	54	69	CI
64 - 14M - 40	64	BF	285.21	282.41	296	135	54	69	CI
72 - 14M - 40	72	C	320.86	318.06	-	135	54	69	CI
80 - 14M - 40	80	C	356.51	353.71	-	135	54	69	CI
90 - 14M - 40	90	C	401.07	398.28	-	135	54	69	CI
112 - 14M - 40	112	C	499.11	496.32	-	135	54	69	CI
144 - 14M - 40	144	C	641.71	638.92	-	135	54	69	CI
168 - 14M - 40	168	C	748.66	745.87	-	135	54	69	CI
192 - 14M - 40	192	C	855.62	852.82	-	135	54	69	CI
216 - 14M - 40	216	C	962.57	959.76	-	150	54	69	CI



Material
 AL = Aluminium
 CI* = Cast iron
 S = Steel

14mm Pitch 14M-55 (55mm Wide Belt)

Code	Teeth	Type	Dp	De	Df	Dm	B	L	Material
28 - 14M - 55	28	AF	124.78	121.98	128	100	70	85	S
29 - 14M - 55	29	AF	129.23	126.44	138	100	70	85	S
30 - 14M - 55	30	AF	133.69	130.90	138	100	70	85	S
32 - 14M - 55	32	AF	142.60	139.81	154	100	70	85	S
34 - 14M - 55	34	AF	151.51	148.72	160	100	70	85	S
36 - 14M - 55	36	AF	160.43	157.68	168	100	70	85	S
38 - 14M - 55	38	AF	169.34	166.60	183	120	70	85	S
40 - 14M - 55	40	AF	178.25	175.49	188	120	70	85	S
44 - 14M - 55	44	AF	196.08	193.28	211	120	70	85	S
48 - 14M - 55	48	SBF	213.90	211.11	226	135	70	70	CI
56 - 14M - 55	56	SBF	249.55	246.76	256	135	70	70	CI
64 - 14M - 55	64	SBF	285.21	282.41	296	135	70	70	CI
72 - 14M - 55	72	SC	320.86	318.06	-	135	70	70	CI
80 - 14M - 55	80	SC	356.51	353.71	-	135	70	70	CI
90 - 14M - 55	90	SC	401.07	398.28	-	135	70	70	CI
112 - 14M - 55	112	SC	499.11	496.32	-	135	70	70	CI
144 - 14M - 55	144	SC	641.71	638.92	-	135	70	70	CI
168 - 14M - 55	168	SC	748.66	745.87	-	135	70	70	CI
192 - 14M - 55	192	SC	855.62	852.82	-	135	70	70	CI
216 - 14M - 55	216	SC	962.57	959.76	-	150	70	70	CI

Df and Dm can vary without notice. During manufacturing, the lightening relief may vary slightly.

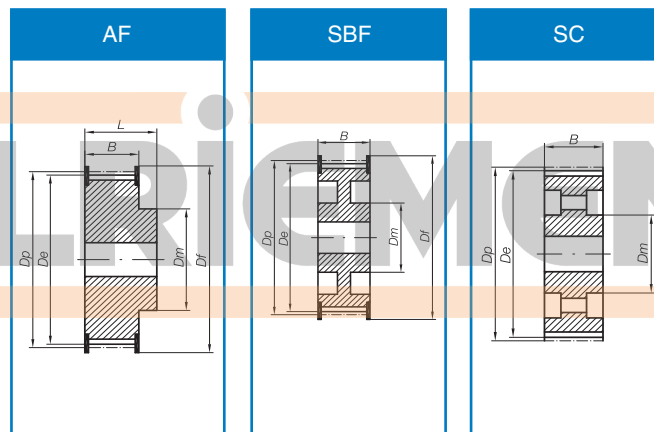
*Cast Iron items may be manufactured from steel depending upon current production availability. This may cause slight variations to non-critical dimensions. Please inform us at order placement if you are unable to accept this variation.

All dimensions in millimetres unless otherwise stated. Every effort has been taken to ensure that the data listed in this catalogue is correct. Challenge accepts no liability for any inaccuracies or damage caused

HTD Profile Pilot Bore

14mm Pitch 14M-85 (85mm Wide Belt)

Code	Teeth	Type	Dp	De	Df	Dm	B	L	Material
28 - 14M - 85	28	AF	124.78	121.98	128	100	102	117	S
29 - 14M - 85	29	AF	129.23	126.44	138	100	102	117	S
30 - 14M - 85	30	AF	133.69	130.90	138	100	102	117	S
32 - 14M - 85	32	AF	142.60	139.81	154	100	102	117	S
34 - 14M - 85	34	AF	151.51	148.72	160	100	102	117	S
36 - 14M - 85	36	AF	160.43	157.68	168	100	102	117	S
38 - 14M - 85	38	AF	169.34	166.60	183	120	102	117	S
40 - 14M - 85	40	AF	178.25	175.49	188	135	102	117	S
44 - 14M - 85	44	AF	196.08	193.28	211	135	102	117	S
48 - 14M - 85	48	AF	213.90	211.11	226	150	102	117	CI
56 - 14M - 85	56	SBF	249.55	246.76	256	150	102	102	CI
64 - 14M - 85	64	SBF	285.21	282.41	296	150	102	102	CI
72 - 14M - 85	72	SC	320.86	318.06	-	150	102	102	CI
80 - 14M - 85	80	SC	356.51	353.71	-	150	102	102	CI
90 - 14M - 85	90	SC	401.07	398.28	-	150	102	102	CI
112 - 14M - 85	112	SC	499.11	496.32	-	150	102	102	CI
144 - 14M - 85	144	SC	641.71	638.92	-	150	102	102	CI
168 - 14M - 85	168	SC	748.66	745.87	-	150	102	102	CI
192 - 14M - 85	192	SC	855.62	852.82	-	165	102	102	CI
216 - 14M - 85	216	SC	962.57	959.76	-	165	102	102	CI



Material
 AL = Aluminium
 CI* = Cast iron
 S = Steel

14mm Pitch 14M-115 (115mm Wide Belt)

Code	Teeth	Type	Dp	De	Df	Dm	B	L	Material
28 - 14M - 115	28	AF	124.78	121.98	128	100	133	148	S
29 - 14M - 115	29	AF	129.23	126.44	138	100	133	148	S
30 - 14M - 115	30	AF	133.69	130.90	138	100	133	148	S
32 - 14M - 115	32	AF	142.60	139.81	154	100	133	148	S
34 - 14M - 115	34	AF	151.51	148.72	160	100	133	148	S
36 - 14M - 115	36	AF	160.43	157.68	168	120	133	148	S
38 - 14M - 115	38	AF	169.34	166.60	183	120	133	148	S
40 - 14M - 115	40	AF	178.25	175.49	188	135	133	148	S
44 - 14M - 115	44	AF	196.08	193.28	211	140	133	148	S
48 - 14M - 115	48	AF	213.90	211.11	226	150	133	148	CI
56 - 14M - 115	56	AF	249.55	246.76	256	150	133	148	CI
64 - 14M - 115	64	SBF	285.21	282.41	296	150	133	133	CI
72 - 14M - 115	72	SC	320.86	318.06	-	150	133	133	CI
80 - 14M - 115	80	SC	356.51	353.71	-	150	133	133	CI
90 - 14M - 115	90	SC	401.07	398.28	-	150	133	133	CI
112 - 14M - 115	112	SC	499.11	496.32	-	150	133	133	CI
144 - 14M - 115	144	SC	641.71	638.92	-	165	133	133	CI
168 - 14M - 115	168	SC	748.66	745.87	-	165	133	133	CI
192 - 14M - 115	192	SC	855.62	852.82	-	165	133	133	CI
216 - 14M - 115	216	SC	962.57	959.76	-	165	133	133	CI

Df and Dm can vary without notice. During manufacturing, the lightening relief may vary slightly.

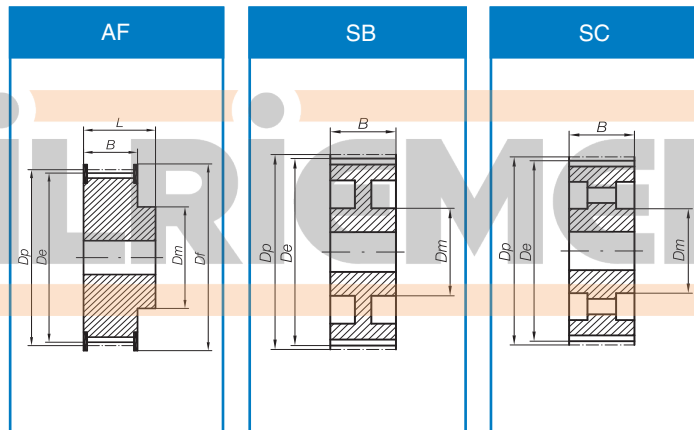
*Cast Iron items may be manufactured from steel depending upon current production availability. This may cause slight variations to non-critical dimensions. Please inform us at order placement if you are unable to accept this variation.

Every effort has been taken to ensure that the data listed in this catalogue is correct. Challenge accepts no liability for any inaccuracies or damage caused. All dimensions in millimetres unless otherwise stated.

HTD Profile Pilot Bore

14mm Pitch 14M-170 (170mm Wide Belt)

Code	Teeth	Type	Dp	De	Df	Dm	B	L	Material
28 - 14M - 170	28	AF	124.78	121.98	128	100	187	202	S
29 - 14M - 170	29	AF	129.23	126.44	138	100	187	202	S
30 - 14M - 170	30	AF	133.69	130.90	138	100	187	202	S
32 - 14M - 170	32	AF	142.60	139.81	154	100	187	202	S
34 - 14M - 170	34	AF	151.51	148.72	160	100	187	202	S
36 - 14M - 170	36	AF	160.43	157.68	168	120	187	202	S
38 - 14M - 170	38	AF	169.34	166.60	183	135	187	202	S
40 - 14M - 170	40	AF	178.25	175.49	188	140	187	202	S
44 - 14M - 170	44	AF	196.08	193.28	211	160	187	202	S
48 - 14M - 170	48	AF	213.90	211.11	226	160	187	202	S
56 - 14M - 170	56	AF	249.55	246.76	256	160	187	202	S
64 - 14M - 170	64	AF	285.21	282.41	296	180	187	202	S
72 - 14M - 170	72	SB	320.86	318.06	-	180	187	187	CI
80 - 14M - 170	80	SB	356.51	353.71	-	180	187	187	CI
90 - 14M - 170	90	SC	401.07	398.28	-	180	187	187	CI
112 - 14M - 170	112	SC	499.11	496.32	-	200	187	187	CI
144 - 14M - 170	144	SC	641.71	638.92	-	220	187	187	CI
168 - 14M - 170	168	SC	748.66	745.87	-	220	187	187	CI
192 - 14M - 170	192	SC	855.62	852.82	-	220	187	187	CI
216 - 14M - 170	216	SC	962.57	959.76	-	220	187	187	CI



Material
 AL = Aluminium
 CI* = Cast iron
 S = Steel

Df and Dm can vary without notice. During manufacturing, the lightening relief may vary slightly.

*Cast Iron items may be manufactured from steel depending upon current production availability. This may cause slight variations to non-critical dimensions. Please inform us at order placement if you are unable to accept this variation.

All dimensions in millimetres unless otherwise stated. Every effort has been taken to ensure that the data listed in this catalogue is correct. Challenge accepts no liability for any inaccuracies or damage caused