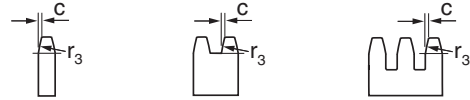


# Taper Bore Sprockets

## BS Taper Bore Sprockets

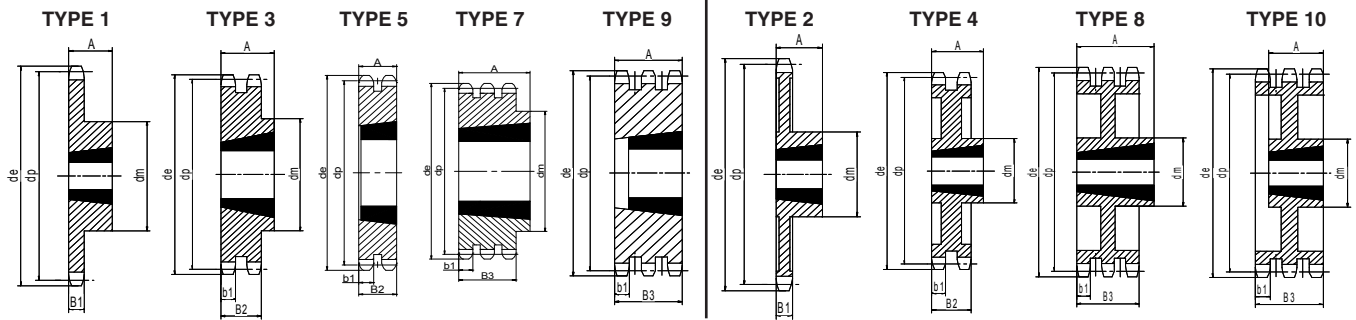
**06B 3/8" x 7/32"**

SPROCKET	mm	CHAIN	mm
Tooth Radius $r_3$	10.0	Pitch	9.525
Chamfer c	1.0	Width Between inner Plates	5.720
Tooth Width b1	5.2	Roller Diameter	6.350
Tooth Width B1	5.3		
Tooth Width B2	15.4		
Tooth Width B3	25.6		



**TYPES : 1, 3, 5, 7, 9 C45 STEEL**

**TYPES : 2, 4, 8, 10 GG22 CAST IRON**



Teeth	Outer Dia de	Pitch Dia dp	Simplex					Duplex					Triplex				
			Ref	Hub Dia dm	Length thro' Bore A	Taper Bush	Type	Ref	Hub Dia dm	Length thro' Bore A	Taper Bush	Type	Ref	Hub Dia dm	Length thro' Bore A	Taper Bush	Type
17	55.3	51.83	31-17	45*	22	1008	1	32-17	41*	22	1008	3	33-17	-	25.6	1008	9
18	58.3	54.85	31-18	45	22	1008	1	32-18	43	22	1008	3	-	-	-	-	-
19	61.3	57.87	31-19	45	22	1008	1	32-19	46	22	1008	3	33-19	-	25.6	1008	9
20	64.3	60.89	31-20	46	22	1008	1	32-20	48	22	1008	3	-	-	-	-	-
21	68.0	63.91	31-21	46	22	1008	1	32-21	49	22	1008	3	33-21	-	25.6	1008	9
22	71.0	66.93	31-22	50	22	1108	1	32-22	52	22	1108	3	-	-	-	-	-
23	73.5	69.95	31-23	63*	25	1210	1	32-23	59	25	1210	3	33-23	-	25.6	1210	9
24	77.0	72.97	31-24	63	25	1210	1	32-24	61	25	1210	3	-	-	-	-	-
25	80.0	76.02	31-25	63	25	1210	1	32-25	64	25	1210	3	33-25	-	25.6	1210	9
26	83.0	79.02	31-26	63	25	1210	1	32-26	65	25	1210	3	-	-	-	-	-
27	86.0	82.02	31-27	63	25	1210	1	32-27	70	25	1210	3	33-27	-	25.6	1210	9
28	89.0	85.07	31-28	63	25	1210	1	32-28	70	25	1210	3	-	-	-	-	-
30	94.7	91.12	31-30	63	25	1210	1	32-30	75	25	1210	3	33-30	79	38.0	1615	7
38	119.5	115.35	31-38	70	25	1210	1	32-38	80	25	1610	3	33-38	90	36.0	1615	7
45	140.7	136.55	31-45	70	25	1210	1	32-45	80	25	1610	3	33-45	95	32.0	2012	7
57	176.9	172.91	31-57	70	25	1210	1	32-57	80	25	1610	3	33-57	95	32.0	2012	7
76	234.9	230.49	31-76	70	25	1210	1	32-76	80	25	1610	3	33-76	95	32.0	2012	7
38	119.5	115.35	31-38	70	25	1210	2	32-38	80	25	1610	4	33-38	80	25.6	1610	10
45	140.7	136.55	31-45	70	25	1210	2	32-45	80	25	1610	4	33-45	80	25.6	1610	10
57	176.9	172.91	31-57	70	25	1210	2	32-57	80	25	1610	4	33-57	80	25.6	1610	10
76	234.9	230.49	31-76	70	25	1210	2	32-76	80	25	1610	4	33-76	80	38.0	1615	8
95	292.5	288.08	31-95	80	25	1210	2	32-95	90	25	1610	4	-	-	-	-	-
114	349.6	345.68	31-114	80	25	1610	2	32-114	95	32	2012	4	33-114	95	32.0	2012	8

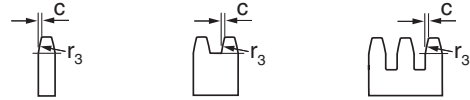
\*denotes undercut

# Taper Bore Sprockets

## BS Taper Bore Sprockets

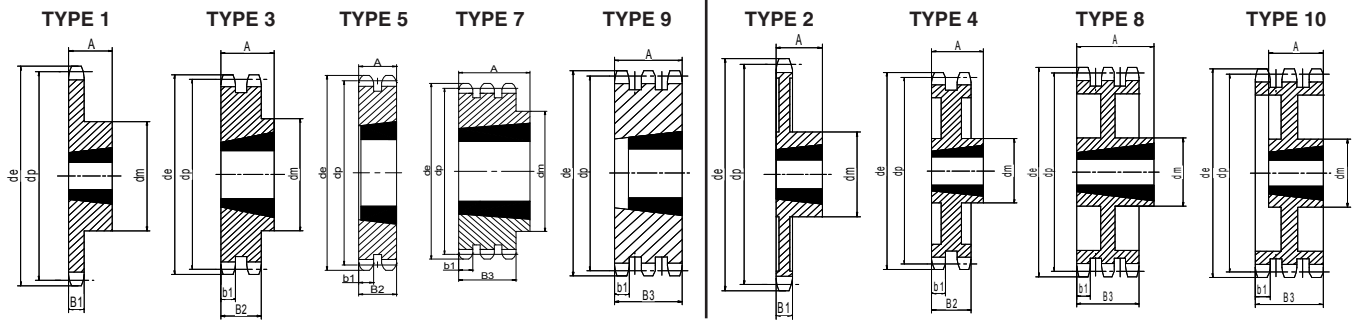
**08B 1/2" x 5/16"**

SPROCKET	mm	CHAIN	mm
Tooth Radius $r_3$	13.0	Pitch	12.700
Chamfer c	1.3	Width Between inner Plates	7.750
Tooth Width b1	7.0	Roller Diameter	8.510
Tooth Width B1	7.2		
Tooth Width B2	21.0		
Tooth Width B3	34.9		



**TYPES : 1, 3, 5, 7, 9 C45 STEEL**

**TYPES : 2, 4, 8, 10 GG22 CAST IRON**



Teeth	Outer Dia de	Pitch Dia dp	Simplex					Duplex					Triplex					
			Ref	Hub Dia dm	Length thro' Bore A	Taper Bush	Type	Ref	Hub Dia dm	Length thro' Bore A	Taper Bush	Type	Ref	Hub Dia dm	Length thro' Bore A	Taper Bush	Type	
14	61.8	57.07	41-14	45	22	1008	1	-	-	-	-	-	-	-	-	-	-	-
15	65.5	61.90	41-15	45	22	1008	1	42-15	46	22	1008	3	43-15	-	34.9	1008	9	-
16	69.5	65.10	41-16	50	22	1108	1	42-16	50	22	1108	3	-	-	-	-	-	-
17	73.6	69.11	41-17	60	25	1210	1	42-17	56*	25	1210	3	43-17	-	34.9	1210	9	-
18	77.8	73.14	41-18	60*	25	1210	1	42-18	60*	25	1210	3	-	-	-	-	-	-
19	81.7	77.16	41-19	63	25	1210	1	42-19	62	25	1210	3	43-19	-	34.9	1210	9	-
20	85.8	81.19	41-20	71*	25	1610	1	42-20	66*	25	1610	3	-	-	-	-	-	-
21	89.7	85.22	41-21	71	25	1610	1	42-21	70	25	1610	3	43-21	-	34.9	1610	9	-
22	93.8	89.24	41-22	71	25	1610	1	42-22	76	25	1610	3	-	-	-	-	-	-
23	98.2	93.27	41-23	76	25	1610	1	42-23	79	25	1610	3	43-23	-	34.9	1610	9	-
24	101.8	97.29	41-24	76	25	1610	1	42-24	84	25	1610	3	-	-	-	-	-	-
25	105.8	101.33	41-25	76	25	1610	1	42-25	87	32	2012	3	43-25	-	34.9	2012	9	-
26	110.0	105.36	41-26	76	25	1610	1	42-26	87	32	2012	3	-	-	-	-	-	-
27	114.0	109.40	41-27	76	25	1610	1	42-27	87	32	2012	3	43-27	-	34.9	2012	9	-
28	118.0	113.42	41-28	90	32	2012	1	42-28	87	32	2012	3	-	-	-	-	-	-
30	126.1	121.50	41-30	90	32	2012	1	42-30	87	32	2012	3	43-30	-	34.9	2012	9	-
31	130.2	125.54	41-31	90	32	2012	1	42-31	87	32	2012	3	43-31	-	34.9	2012	9	-
38	158.6	153.80	41-38	90	32	2012	1	42-38	100	32	2012	3	43-38	-	34.9	2012	9	-
45	188.0	182.07	41-45	100	32	2012	1	42-45	100	32	2012	3	43-45	110	45.0	2517	7	-
57	236.4	230.54	41-57	100	32	2012	1	42-57	100	32	2012	3	43-57	110	45.0	2517	7	-
76	313.3	307.33	41-76	100	32	2012	1	42-76	100	32	2012	3	43-76	110	45.0	2517	7	-
38	158.6	153.80	41-38	95	32	2012	2	42-38	95	32	2012	4	43-38	-	34.9	2012	10	-
45	188.0	182.07	41-45	95	32	2012	2	42-45	100	32	2012	4	43-45	-	45.0	2517	8	-
57	236.4	230.54	41-57	100	32	2012	2	42-57	100	32	2012	4	43-57	-	45.0	2517	8	-
76	313.3	307.33	41-76	100	32	2012	2	42-76	100	32	2012	4	43-76	-	45.0	2517	8	-
95	390.1	384.11	41-95	100	32	2012	2	42-95	100	32	2012	4	43-95	-	34.9	2012	8	-
114	400.9	460.90	41-114	110	45	2517	2	42-114	110	45	2517	4	-	-	-	-	-	-

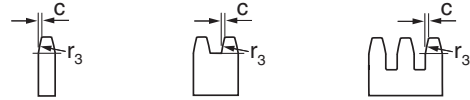
\*denotes undercut

# Taper Bore Sprockets

## BS Taper Bore Sprockets

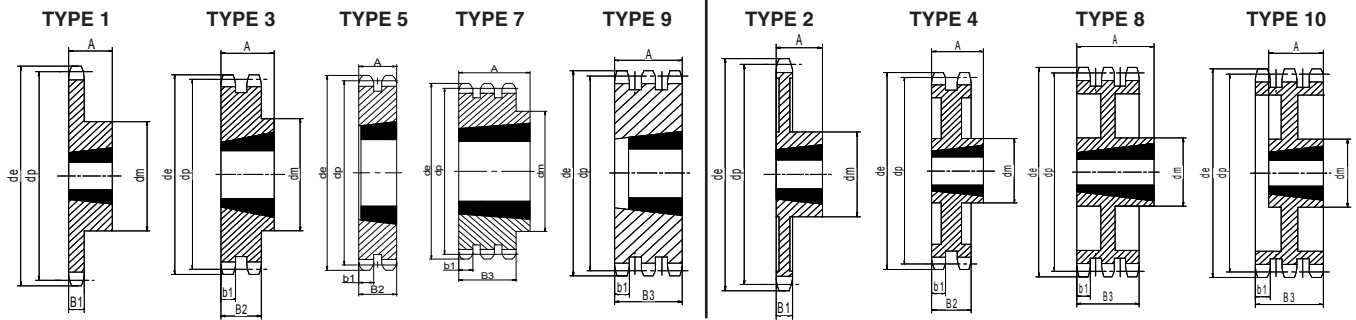
**10B 5/8" x 3/8"**

SPROCKET	mm	CHAIN	mm
Tooth Radius $r_3$	16.0	Pitch	15.875
Chamfer c	1.6	Width Between inner Plates	9.650
Tooth Width b1	9.0	Roller Diameter	10.160
Tooth Width B1	9.1		
Tooth Width B2	25.5		
Tooth Width B3	42.1		



**TYPES : 1, 3, 5, 7, 9 C45 STEEL**

**TYPES : 2, 4, 8, 10 GG22 CAST IRON**



Teeth	Outer Dia de	Pitch Dia dp	Simplex					Duplex					Triplex					
			Ref	Hub Dia dm	Length thro' Bore A	Taper Bush	Type	Ref	Hub Dia dm	Length thro' Bore A	Taper Bush	Type	Ref	Hub Dia dm	Length thro' Bore A	Taper Bush	Type	
13	73.0	66.32	51-13	47	22	1008	1	-	-	-	-	-	-	-	-	-	-	-
14	78.0	71.34	51-14	52	22	1108	1	-	-	-	-	-	-	-	-	-	-	-
15	83.0	76.36	51-15	60*	25	1210	1	52-15	-	25.5	1210	5	53-15	-	42.1	1210	9	-
16	88.0	81.37	51-16	70*	25	1610	1	52-16	-	25.5	1610	5	-	-	-	-	-	-
17	93.0	86.36	51-17	71*	25	1610	1	52-17	-	25.5	1610	5	53-17	-	42.1	1210	9	-
18	98.3	91.42	51-18	75*	25	1610	1	52-18	-	25.5	1610	5	-	-	-	-	-	-
19	103.3	96.45	51-19	75	25	1610	1	52-19	-	25.5	1610	5	53-19	-	42.1	1615	9	-
20	108.4	101.49	51-20	75	25	1610	1	52-20	-	25.5	1610	5	-	-	-	-	-	-
21	113.4	106.52	51-21	76	25	1610	1	52-21	-	25.5	1610	5	53-21	-	42.1	1615	9	-
22	118.0	111.55	51-22	76	25	1610	1	52-22	-	25.5	1610	5	-	-	-	-	-	-
23	123.4	116.58	51-23	76	25	1610	1	52-23	-	25.5	1610	5	53-23	-	42.1	2012	9	-
24	128.3	121.62	51-24	90	25	1610	1	52-24	90	32	2012	3	-	-	-	-	-	-
25	134.0	126.66	51-25	90	32	2012	1	52-25	90	32	2012	3	53-25	105	45	2517	7	-
26	139.0	131.70	51-26	90	32	2012	1	52-26	90	32	2012	3	-	-	-	-	-	-
27	144.0	136.75	51-27	90	32	2012	1	52-27	90	32	2012	3	53-27	110	45	2517	7	-
28	148.7	141.78	51-28	90	32	2012	1	52-28	90	32	2012	3	-	-	-	-	-	-
29	153.8	146.83	51-29	90	32	2012	1	52-29	90	32	2012	3	53-29	120	45	2517	7	-
30	158.8	151.87	51-30	90	32	2012	1	52-30	90	32	2012	3	53-30	120	45	2517	7	-
38	199.2	192.24	51-38	100	32	2012	1	52-38	110	45	2517	3	53-38	110	45	2517	7	-
45	235.0	227.58	51-45	100	32	2012	1	52-45	110	45	2517	3	53-45	110	45	2517	7	-
57	296.0	288.18	51-57	100	32	2012	1	52-57	110	45	2517	3	53-57	110	45	2517	7	-
76	392.1	384.16	51-76	100	32	2012	1	52-76	110	45	2517	3	53-76	110	45	2517	7	-
38	199.2	192.24	51-38	100	32	2012	2	52-38	110	45	2517	4	53-38	110	45	2517	8	-
45	235.0	227.58	51-45	100	32	2012	2	52-45	110	45	2517	4	53-45	110	45	2517	8	-
57	296.0	288.18	51-57	100	32	2012	2	52-57	110	45	2517	4	53-57	110	45	2517	8	-
76	392.1	384.16	51-76	100	32	2012	2	52-76	110	45	2517	4	53-76	110	45	2517	8	-
95	488.5	480.14	51-95	110	45	2517	2	52-95	110	45	2517	4	-	-	-	-	-	-
114	584.1	576.13	51-114	110	45	2517	2	52-114	110	45	2517	4	-	-	-	-	-	-

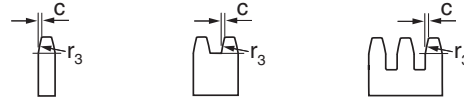
\*denotes undercut

# Taper Bore Sprockets

## BS Taper Bore Sprockets

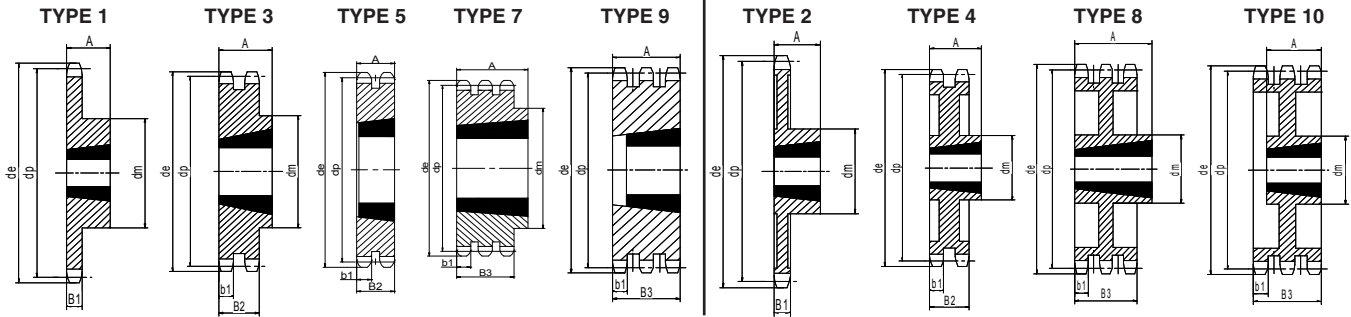
**12B 3/4" x 7/16"**

SPROCKET	mm	CHAIN	mm
Tooth Radius $r_3$	19.0	Pitch	19.050
Chamfer c	2.0	Width Between inner Plates	11.680
Tooth Width b1	10.8	Roller Diameter	12.070
Tooth Width B1	11.1		
Tooth Width B2	30.3		
Tooth Width B3	49.8		



**TYPES : 1, 3, 5, 7, 9 C45 STEEL**

**TYPES : 2, 4, 8, 10 GG22 CAST IRON**



Teeth	Outer Dia de	Pitch Dia dp	Simplex					Duplex					Triplex					
			Ref	Hub Dia dm	Length thro' Bore A	Taper Bush	Type	Ref	Hub Dia dm	Length thro' Bore A	Taper Bush	Type	Ref	Hub Dia dm	Length thro' Bore A	Taper Bush	Type	
13	87.5	79.59	61-13	60	25	1210	1	-	-	-	-	-	-	-	-	-	-	-
14	93.6	85.61	61-14	70*	25	1610	1	-	-	-	-	-	-	-	-	-	-	-
15	99.8	91.63	61-15	70	25	1610	1	62-15	-	30.3	1610	5	63-15	-	49.8	1615	9	-
16	105.5	97.65	61-16	75	25	1610	1	62-16	-	30.3	1610	5	-	-	-	-	-	-
17	111.5	103.67	61-17	76	25	1610	1	62-17	-	30.3	1610	5	63-17	-	49.8	1615	9	-
18	118.0	109.71	61-18	90	32	2012	1	62-18	90	32	2012	3	-	-	-	-	-	-
19	124.2	115.75	61-19	90	32	2012	1	62-19	90	32	2012	3	63-19	-	49.8	2012	9	-
20	129.7	121.78	61-20	90	32	2012	1	62-20	108	45	2517	3	-	-	-	-	-	-
21	136.0	127.82	61-21	102	45	2517	1	62-21	108	45	2517	3	63-21	-	49.8	2517	9	-
22	141.8	133.86	61-22	102	45	2517	1	62-22	108	45	2517	3	-	-	-	-	-	-
23	149.0	139.90	61-23	108	45	2517	1	62-23	108	45	2517	3	63-23	-	49.8	2517	9	-
24	153.9	145.94	61-24	108	45	2517	1	62-24	108	45	2517	3	-	-	-	-	-	-
25	160.0	152.00	61-25	108	45	2517	1	62-25	108	45	2517	3	63-25	-	49.8	2517	9	-
26	165.9	158.04	61-26	108	45	2517	1	62-26	108	45	2517	3	-	-	-	-	-	-
27	172.3	164.00	61-27	108	45	2517	1	62-27	108	45	2517	3	63-27	140	51	3020	7	-
28	178.0	170.13	61-28	108	45	2517	1	62-28	108	45	2517	3	-	-	-	-	-	-
29	184.1	176.19	61-29	108	45	2517	1	62-29	108	45	2517	3	63-29	140	51	3020	7	-
30	190.5	182.25	61-30	108	45	2517	1	62-30	108	45	2517	3	63-30	140	51	3020	7	-
38	239.0	230.69	61-38	108	45	2517	1	62-38	140	51	3020	3	63-38	140	51	3020	7	-
45	282.5	273.10	61-45	108	45	2517	1	62-45	140	51	3020	3	63-45	140	51	3020	7	-
57	355.4	345.81	61-57	108	45	2517	1	62-57	140	51	3020	3	63-57	140	51	3020	7	-
76	469.9	460.99	61-76	108	45	2517	1	62-76	140	51	3020	3	63-76	140	51	3020	7	-
30	190.5	182.25	61-30	108	45	2517	2	-	-	-	-	-	-	-	-	-	-	-
38	239.0	230.69	61-38	110	45	2517	2	62-38	140	51	3020	4	63-38	140	51	3020	8	-
45	282.5	273.10	61-45	108	45	2517	2	62-45	140	51	3020	4	63-45	140	51	3020	8	-
57	355.4	345.81	61-57	108	45	2517	2	62-57	140	51	3020	4	63-57	140	51	3020	8	-
76	469.9	460.99	61-76	108	45	2517	2	62-76	140	51	3020	4	63-76	140	51	3020	8	-
95	585.1	576.17	61-95	108	45	2517	2	62-95	140	51	3020	4	63-95	140	76	3030	8	-
114	700.6	691.36	61-114	140	51	3020	2	62-114	140	76	3030	4	63-114	165	89	3535	8	-

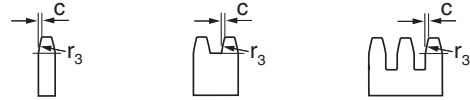
\*denotes undercut

# Taper Bore Sprockets

## BS Taper Bore Sprockets

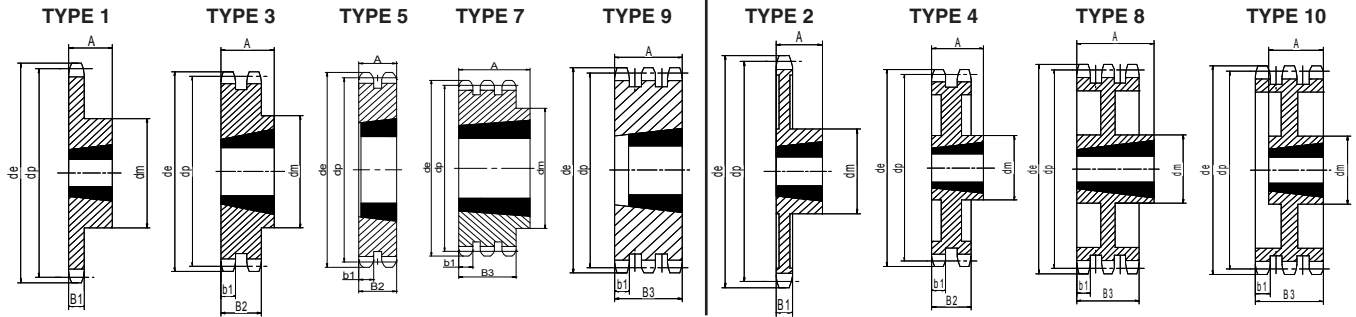
16B 1" x 17.02 mm

SPROCKET	mm	CHAIN	mm
Tooth Radius $r_3$	26.0	Pitch	25.400
Chamfer c	2.5	Width Between inner Plates	17.020
Tooth Width b1	15.8	Roller Diameter	15.880
Tooth Width B1	16.2		
Tooth Width B2	47.7		
Tooth Width B3	79.6		



TYPES : 1, 3, 5, 7, 9 C45 STEEL

TYPES : 2, 4, 8, 10 GG22 CAST IRON



Teeth	Outer Dia de	Pitch Dia dp	Simplex					Duplex					Triplex					
			Ref	Hub Dia dm	Length thro' Bore A	Taper Bush	Type	Ref	Hub Dia dm	Length thro' Bore A	Taper Bush	Type	Ref	Hub Dia dm	Length thro' Bore A	Taper Bush	Type	
13	117.0	106.12	81-13	73	38	1615	1	-	-	-	-	-	-	-	-	-	-	-
14	125.0	114.15	81-14	76	38	1615	1	-	-	-	-	-	-	-	-	-	-	-
15	133.0	122.17	81-15	76	38	1615	1	82-15	-	47.7	2012	5	83-15	-	79.6	2012	9	-
16	141.0	130.20	81-16	90	32	2012	1	82-16	-	47.7	2517	5	-	-	-	-	-	-
17	149.0	138.22	81-17	90	32	2012	1	82-17	-	47.7	2517	5	83-17	-	79.6	2517	9	-
18	157.0	146.28	81-18	108	45	2517	1	82-18	-	47.7	2517	5	-	-	-	-	-	-
19	165.2	154.33	81-19	108	45	2517	1	82-19	-	47.7	2517	5	83-19	-	79.6	3030	9	-
20	173.2	162.38	81-20	108	45	2517	1	82-20	-	47.7	2517	5	-	-	-	-	-	-
21	181.2	170.43	81-21	110	45	2517	1	82-21	140	51	3020	3	83-21	-	79.6	3030	9	-
22	189.3	178.48	81-22	110	45	2517	1	82-22	140	51	3020	3	-	-	-	-	-	-
23	197.5	186.53	81-23	110	45	2517	1	82-23	140	51	3020	3	83-23	159	89	3535	7	-
24	205.5	194.59	81-24	110	45	2517	1	82-24	140	51	3020	3	-	-	-	-	-	-
25	213.5	202.66	81-25	110	45	2517	1	82-25	140	51	3020	3	83-25	175	89	3535	7	-
26	221.6	210.72	81-26	110	45	2517	1	82-26	140	51	3020	3	-	-	-	-	-	-
27	229.6	218.79	81-27	110	45	2517	1	82-27	140	51	3020	3	83-27	175	89	3535	7	-
28	237.7	226.85	81-28	110	45	2517	1	82-28	140	51	3020	3	-	-	-	-	-	-
30	254.0	243.00	81-30	140	51	3020	1	82-30	140	76	3030	3	83-30	175	89	3535	7	-
38	320.7	307.59	81-38	140	51	3020	1	82-38	140	76	3030	3	83-38	175	89	3535	7	-
45	377.1	360.13	81-45	140	51	3020	1	82-45	140	76	3030	3	83-45	215	102	4040	7	-
57	474.0	461.07	81-57	140	51	3020	1	82-57	175	89	3535	3	83-57	215	102	4040	7	-
76	627.0	614.65	81-76	140	51	3020	1	82-76	175	89	3535	3	83-76	215	102	4040	7	-
95	781.1	768.20	-	-	-	-	-	-	-	-	-	-	83-95	215	102	4040	7	-
30	254.0	243.00	-	-	-	-	-	-	-	-	-	-	83-30	175	89	3535	8	-
38	320.7	307.59	81-38	140	51	3020	2	82-38	140	76	3030	4	83-38	175	89	3535	8	-
45	377.1	364.13	81-45	140	51	3020	2	82-45	140	76	3030	4	83-45	215	102	4040	8	-
57	474.0	461.07	81-57	140	51	3020	2	82-57	175	89	3535	4	83-57	215	102	4040	8	-
76	627.0	614.65	81-76	140	51	3020	2	82-76	175	89	3535	4	83-76	215	102	4040	8	-
95	781.1	768.22	81-95	140	51	3020	2	82-95	215	102	4040	4	83-95	215	102	4040	8	-

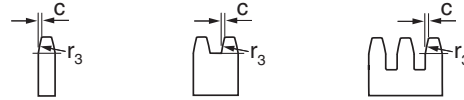
All dimensions in millimetres unless otherwise stated. Every effort has been taken to ensure that the data listed in this catalogue is correct. Challenge accepts no liability for any inaccuracies or damage caused.

# Taper Bore Sprockets

## BS Taper Bore Sprockets

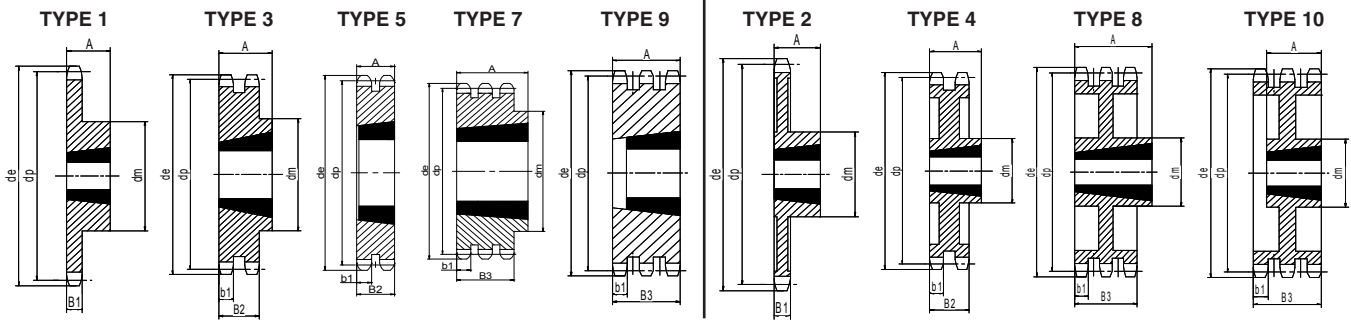
**20B 1.1/4" x 3/4"**

SPROCKET	mm	CHAIN	mm
Tooth Radius $r_3$	32.0	Pitch	31.750
Chamfer c	3.5	Width Between inner Plates	19.560
Tooth Width b1	18.2	Roller Diameter	19.050
Tooth Width B1	18.5		
Tooth Width B2	54.6		
Tooth Width B3	91.0		



**TYPES : 1, 3, 5, 7, 9 C45 STEEL**

**TYPES : 2, 4, 8, 10 GG22 CAST IRON**



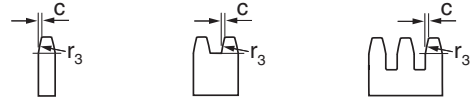
Teeth	Outer Dia de	Pitch Dia dp	Simplex					Duplex					Triplex					
			Ref	Hub Dia dm	Length thro' Bore A	Taper Bush	Type	Ref	Hub Dia dm	Length thro' Bore A	Taper Bush	Type	Ref	Hub Dia dm	Length thro' Bore A	Taper Bush	Type	
13	147.8	132.65	101-13	90	32	2012	1	-	-	-	-	-	-	-	-	-	-	-
14	157.8	142.68	101-14	108	44	2517	1	-	-	-	-	-	-	-	-	-	-	-
15	167.9	152.72	101-15	108	44	2517	1	-	-	-	-	-	-	-	-	-	-	-
16	177.9	162.75	101-16	108	44	2517	1	-	-	-	-	-	-	-	-	-	-	-
17	187.9	172.78	101-17	108	44	2517	1	-	-	-	-	-	-	-	-	-	-	-
18	198.0	182.85	101-18	108	44	2517	1	-	-	-	-	-	-	-	-	-	-	-
19	208.1	192.91	101-19	110	44	2517	1	-	-	-	-	-	-	-	-	-	-	-
20	218.1	202.98	101-20	110	44	2517	1	-	-	-	-	-	-	-	-	-	-	-
21	228.2	213.04	101-21	110	44	2517	1	-	-	-	-	-	-	-	-	-	-	-
22	238.3	223.11	101-22	110	44	2517	1	-	-	-	-	-	-	-	-	-	-	-
23	248.3	233.17	101-23	110	44	2517	1	-	-	-	-	-	-	-	-	-	-	-
24	258.4	243.23	101-24	110	44	2517	1	-	-	-	-	-	-	-	-	-	-	-
25	268.5	253.33	101-25	110	44	2517	1	-	-	-	-	-	-	-	-	-	-	-
26	278.6	263.40	101-26	150	51	3020	1	-	-	-	-	-	-	-	-	-	-	-
27	288.6	273.80	101-27	150	51	3020	1	-	-	-	-	-	-	-	-	-	-	-
28	298.7	283.56	101-28	150	51	3020	1	-	-	-	-	-	-	-	-	-	-	-
29	308.8	293.65	101-29	150	51	3020	1	-	-	-	-	-	-	-	-	-	-	-
30	318.9	303.75	101-30	150	51	3020	1	-	-	-	-	-	-	-	-	-	-	-
35	369.4	354.20	101-35	150	51	3020	1	-	-	-	-	-	-	-	-	-	-	-
38	399.6	384.49	101-38	150	51	3020	1	-	-	-	-	-	-	-	-	-	-	-
45	470.3	455.17	101-45	150	51	3020	1	102-45	215	102	4040	3	-	-	-	-	-	-
57	591.5	576.36	101-57	150	51	3020	1	102-57	215	102	4040	3	-	-	-	-	-	-
76	783.5	768.32	101-76	150	51	3020	1	102-76	215	102	4040	3	-	-	-	-	-	-
38	399.6	384.49	101-38	160	51	3020	2	102-38	140	51	3020	6	103-38	140	91	3030	8	8
45	470.3	455.17	101-45	160	51	3020	2	102-45	140	51	3020	6	103-45	165	91	3535	8	8
57	591.5	576.36	101-57	160	51	3020	2	102-57	165	89	3535	4	103-57	165	91	3535	8	8
76	783.5	768.32	101-76	165	89	3535	2	-	-	-	-	-	103-76	165	91	3535	8	8

# Taper Bore Sprockets

## BS Taper Bore Sprockets

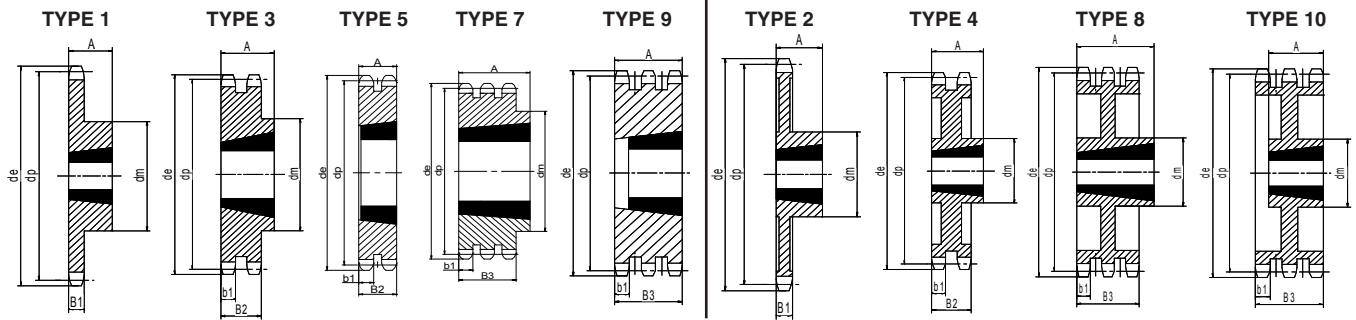
**24B 1.1/2" x 1"**

SPROCKET	mm	CHAIN	mm
Tooth Radius $r_3$	38.0	Pitch	38.1
Chamfer c	4.0	Width Between inner Plates	25.4
Tooth Width b1	23.6	Roller Diameter	25.4
Tooth Width B1	24.1		
Tooth Width B2	72.0		
Tooth Width B3	120.3		



**TYPES : 1, 3, 5, 7, 9 C45 STEEL**

**TYPES : 2, 4, 8, 10 GG22 CAST IRON**



Teeth	Outer Dia de	Pitch Dia dp	Simplex					Duplex					Triplex					
			Ref	Hub Dia dm	Length thro' Bore A	Taper Bush	Type	Ref	Hub Dia dm	Length thro' Bore A	Taper Bush	Type	Ref	Hub Dia dm	Length thro' Bore A	Taper Bush	Type	
13	174.2	159.18	121-13	110	44	2517	1	-	-	-	-	-	-	-	-	-	-	-
15	198.2	183.26	121-15	150	51	3020	1	-	-	-	-	-	-	-	-	-	-	-
17	222.3	207.34	121-17	165	89	3535	1	-	-	-	-	-	-	-	-	-	-	-
19	246.5	231.49	121-19	165	89	3535	1	-	-	-	-	-	-	-	-	-	-	-
21	270.6	255.65	121-21	165	89	3535	1	-	-	-	-	-	-	-	-	-	-	-
23	294.8	279.80	121-23	165	89	3535	1	-	-	-	-	-	-	-	-	-	-	-
25	319.0	304.00	121-25	165	89	3535	1	-	-	-	-	-	-	-	-	-	-	-
30	379.5	364.50	121-30	165	89	3535	1	-	-	-	-	-	-	-	-	-	-	-
45	561.3	546.20	121-45	215	102	4040	1	122-45	235	114	4545	3	-	-	-	-	-	-
57	706.5	691.63	121-57	235	114	4545	1	122-57	235	114	4545	3	-	-	-	-	-	-
76	936.9	921.98	121-76	235	114	4545	1	122-76	235	114	4545	3	-	-	-	-	-	-
38	476.2	461.39	121-38	215	102	4040	2	122-38	215	102	4040	4	123-38	215	102	4040	10	
45	561.3	546.20	121-45	215	102	4040	2	122-45	215	102	4040	4	123-45	215	120.3	4040	8	
57	706.5	691.63	121-57	215	102	4040	2	122-57	215	102	4040	4	123-57	215	120.3	4040	8	
76	936.9	921.98	121-76	215	102	4040	2	122-76	215	102	4040	4	123-76	215	120.3	4040	8	

All dimensions in millimetres unless otherwise stated. Every effort has been taken to ensure that the data listed in this catalogue is correct. Challenge accepts no liability for any inaccuracies or damage caused.